

# 36" Induction Cooktop

500 Series – Black NIT5666UC



**NIT5666UC**  
Black

The 500 Series induction cooktop is sleek in design, and offers quick and even cooking results.

## Features & Benefits

Induction cooktops offer faster cooking results than gas or electric.

Each element's timer automatically shuts off when cooking is done.

SpeedBoost® boils water 2x as fast as conventional electric cooktops.



## Element Performance

Power of Front Left heating element	1,800 W
Power of Front Left heating element (in boost)	2,500 W
Power of Back Left heating element	1,800 W
Power of Back Left heating element (in boost)	2,500 W
Power of Center heating element	2,800 W
Power of Center heating element (in boost)	3,600 W
Power of Back Right heating element	1,400 W
Power of Back Right heating element (in boost)	1,800 W
Power of Front Right heating element	2,200 W
Power of Front Right heating element (in boost)	3,700 W
Burners with booster	All

## Element Size

Dimension of Front Left heating element	7"
Dimension of Back Left heating element	7"
Dimension of Center heating element	11"
Dimension of Back Right heating element	6"
Dimension of Front Right heating element	8"

## Technical Details

Watts	9,600 W
Circuit breaker	40 A
Volts	208-240 V
Frequency	60 Hz
Plug type	No plug
Power cord length	37"
Energy source	Electric

## Dimensions & Weight

Overall appliance dimensions (HxWxD)	5/16" +4 1/8" x 37" x 21 1/4"
Required cutout size (HxWxD)	4 1/8" x 34 7/8" x 20"
Minimum distance from counter front	2 1/4"
Minimum distance from rear wall	2"
Net weight	50 lbs

## Accessories—Optional



**HEZ390210**  
8" AutoChef® pan



**HEZ390220**  
9" AutoChef® pan



**HEZ390230**  
10" AutoChef® pan



For help and assistance with Bosch accessories please visit: [www.bosch-eshop.com/eshop/bosch/us](http://www.bosch-eshop.com/eshop/bosch/us) or call 1-800-944-2904 Mon-Fri 5am to 6pm PST Sat 6am to 3pm PST

Notes: All height, width and depth dimensions are shown in inches. BSH reserves the absolute and unrestricted right to change product materials and specifications, at any time, without notice. Consult the product's installation instructions for final dimensional data and other details prior to making cutout. Applicable product warranty can be found in accompanying product literature or you may contact your account manager for further details.

Warranties: Bosch warrants that the Product is free from defects in materials and workmanship for a period of three hundred and sixty-five (365) days from the date of purchase. The foregoing timeline begins to run upon the date of purchase, and shall not be stalled, tolled, extended, or suspended, for any reason whatsoever. This Product is also warranted to be free from cosmetic defects in material and workmanship (such as scratches of stainless steel, paint/porcelain blemishes, chip, dents, or other damage) to the finish of the Product, for a period of thirty (30) days from the date of purchase or closing date for new construction. This cosmetic warranty excludes slight color variations due to inherent differences in painted and porcelain parts, as well as differences caused by kitchen lighting, product location, or other similar factors. This cosmetic warranty specifically excludes any display, floor, "As Is", or "B" stock appliances.

For more information on our entire line of products, go to [www.bosch-home.com/us](http://www.bosch-home.com/us) or call 1-800-944-2904

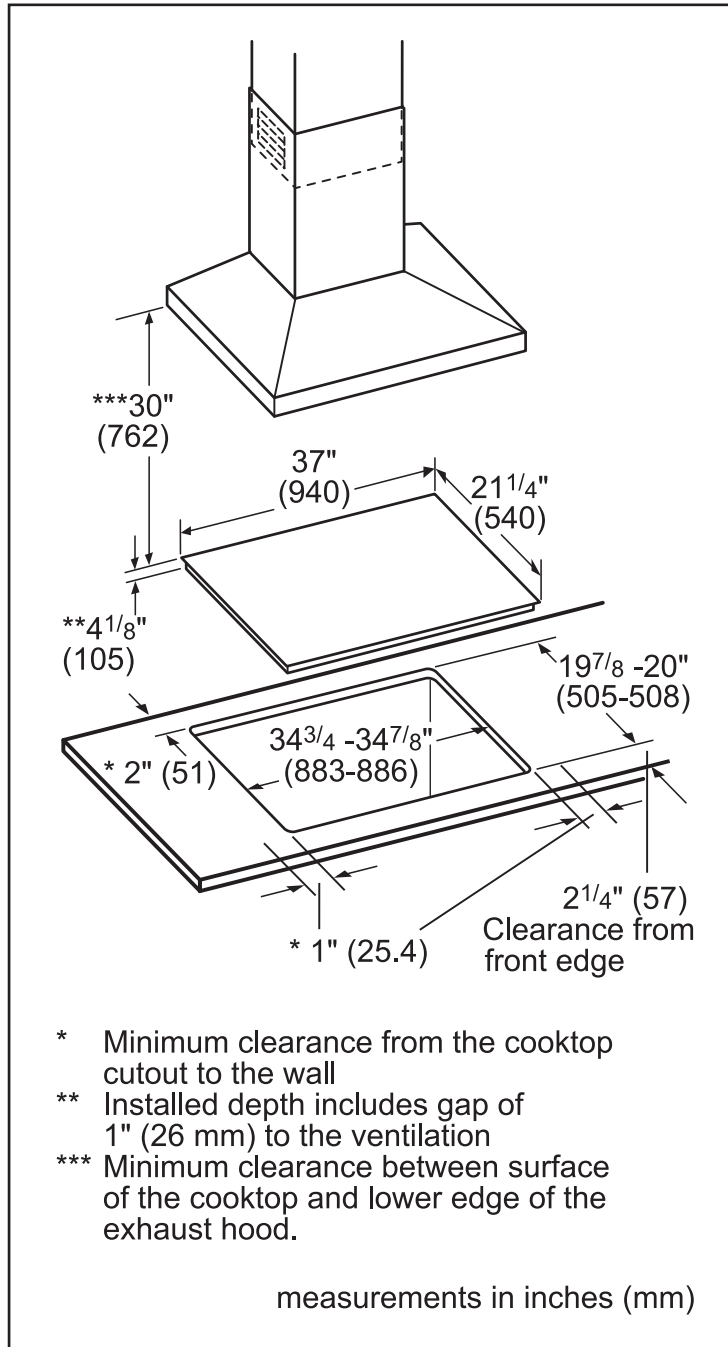
© BSH Home Appliances Corporation. All rights reserved. Bosch is a registered trademark of Robert Bosch GmbH.

# 36" Induction Cooktop

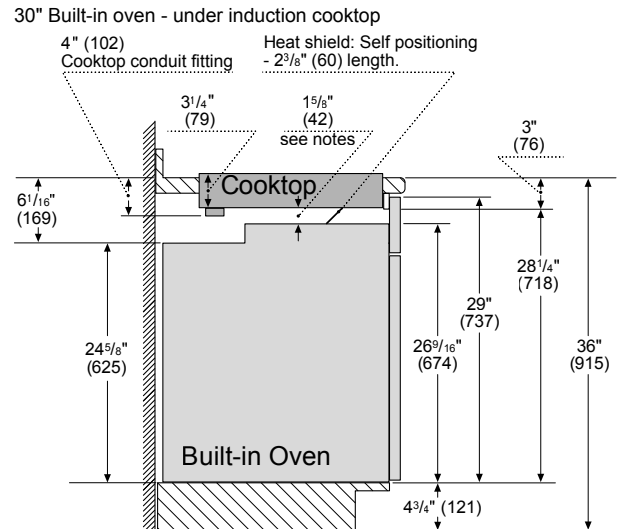
500 Series – Black NIT5666UC



## Installation Details

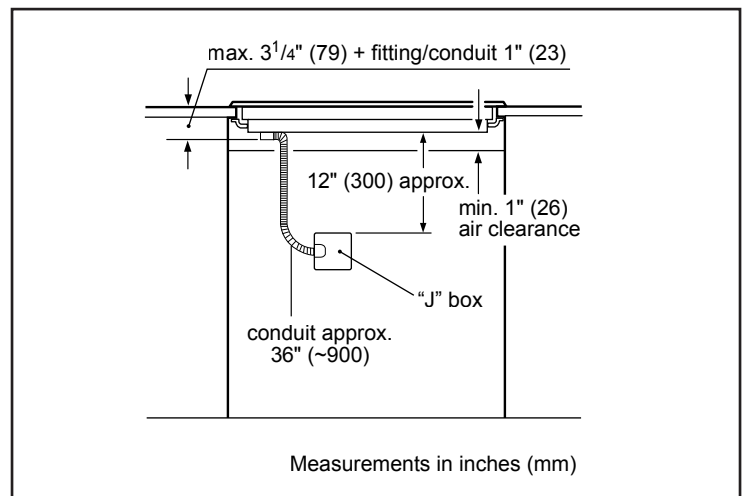


## Installation above Wall Ovens



Notes:  
 Dimensions based on standard countertop height (36" with 4 3/4" toe kick including base plate).  
 The built-in oven can be installed below the induction cooktop as long as there is a minimum 1" (26) clearance between the bottom of the cooktop and the top of the oven.  
 Measurements in inches (mm)

**IMPORTANT: Bosch 30" Induction Cooktops are not approved to be installed above wall ovens.**



For help and assistance with Bosch accessories please visit: [www.bosch-eshop.com/eshop/bosch/us](http://www.bosch-eshop.com/eshop/bosch/us) or call 1-800-944-2904 Mon-Fri 5am to 6pm PST Sat 6am to 3pm PST

Notes: All height, width and depth dimensions are shown in inches. BSH reserves the absolute and unrestricted right to change product materials and specifications, at any time, without notice. Consult the product's installation instructions for final dimensional data and other details prior to making cutout. Applicable product warranty can be found in accompanying product literature or you may contact your account manager for further details.

Warranties: Bosch warrants that the Product is free from defects in materials and workmanship for a period of three hundred and sixty-five (365) days from the date of purchase. The foregoing timeline begins to run upon the date of purchase, and shall not be stalled, tolled, extended, or suspended, for any reason whatsoever. This Product is also warranted to be free from cosmetic defects in material and workmanship (such as scratches of stainless steel, paint/porcelain blemishes, chip, dents, or other damage) to the finish of the Product, for a period of thirty (30) days from the date of purchase or closing date for new construction. This cosmetic warranty excludes slight color variations due to inherent differences in painted and porcelain parts, as well as differences caused by kitchen lighting, product location, or other similar factors. This cosmetic warranty specifically excludes any display, floor, "As Is", or "B" stock appliances.

For more information on our entire line of products, go to [www.bosch-home.com/us](http://www.bosch-home.com/us) or call 1-800-944-2904

© BSH Home Appliances Corporation. All rights reserved. Bosch is a registered trademark of Robert Bosch GmbH.

09/15