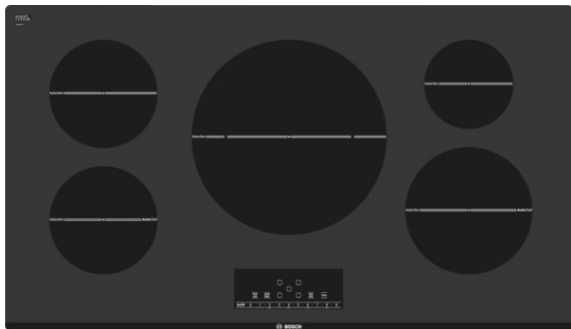


Cooktops

36” Induction Cooktop
800 Series - Black
NIT8666UC



The 800 Induction Cooktop is Sleek in Design, and Features AutoChef® Technology Which Maintains Precise Cooking Temperatures.

- AutoChef® - A Bosch Exclusive. Maintains Exact Frying Temperature.
- Dual 12" Heating Element with Powerful 4,500W
- Induction Cooktops - Faster than Gas & Electric. Easier to Clean & More Efficient
- SpeedBoost™ - Boils Water 2x as Fast as Conventional Electric Cooktops

Technical Data

Sealed Burners :	No
Burners with booster :	All
Dimension of 1st heating element (in) :	7"
Power of 1st heating element (W) :	1.8
Dimension of 2nd heating element (in) :	7"
Power of 2nd heating element (W) :	1.8
Dimension of 3rd heating element (in) :	12", 9"
Power of 3rd heating element (W) :	2.2 ; 3.3
Dimension of 4th heating element (in) :	6"
Power of 4th heating element (W) :	1.4
UPC code :	825225904700
Variant color :	Black
Energy source :	Electric
Watts (W) :	9600
Current (A) :	40
Volts (V) :	208-240
Frequency (Hz) :	60
Approval certificates :	CSA
Power cord length (in) :	37"
Power cord length (cm) :	96
Plug type :	no plug
Required cutout size (HxWxD) (in) :	4 1/8" x 34 3/4" x 19 7/8"
Required cutout size (HxWxD) (mm) :	105 x 883-886 x 505-508
Minimum distance from counter front (in) :	2 1/4"
Minimum distance from rear wall (in) :	2"
Overall appliance dimensions (HxWxD) (in) :	5/16"+4 1/8" x 37" x 21 1/4"
Overall appliance dimensions (HxWxD) (mm) :	105 x 940 x 540
Product packaging dimensions (HxWxD) (in) :	7 1/16" x 42 1/8" x 26 5/8"
Net weight (lbs) :	44
Net weight (kg) :	20.0
Gross weight (lbs) :	60
Gross weight (kg) :	27.0
Total number of cooktop burners :	5

Optional accessories

- HEZ390210 : System pan Ø 15cm
- HEZ390220 : System pan Ø 19cm
- HEZ390230 : System pan diameter 21cm

Cooktops

36" Induction Cooktop 800 Series - Black NIT8666UC

The 800 Induction Cooktop is Sleek in Design, and Features AutoChef® Technology Which Maintains Precise Cooking Temperatures.

- Also Available with Stainless Steel Back and Front Trim:
NIT8666SUC

Efficiency

- PotSense™ - Automatically Adjusts Cooking Element to the Size of the Pan Bottom

Design

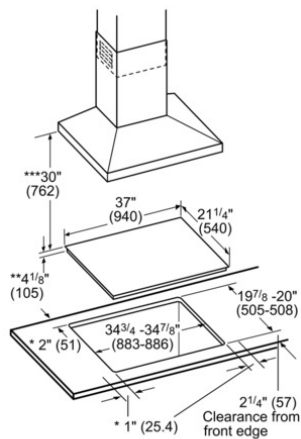
- Also Available with Stainless Steel Back and Front Trim:
NIT8666SUC

Convenience

- PreciseSelect™ - Direct Cooking Level Selection (17 Settings)
- Improved Installation Flexibility: Only 36" Induction Cooktop in Class that Requires a 40amp Breaker
- Each Element has an independent Countdown™ Timer
- ChildLock - Prevents the Cooktop from Being Accidentally Switched on. Locks Temperature Settings if in Use.
- SafeStart - Ensures that Element is Only Activated, if Suitable Cookware is in Position; no Activation When Other Metal Objects are Placed on Element

Cooktops

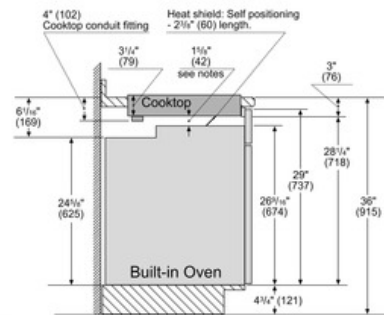
36" Induction Cooktop 800 Series - Black NIT8666UC



- * Minimum clearance from the cooktop cutout to the wall
- ** Installed depth includes gap of 1" (26 mm) to the ventilation
- *** Minimum clearance between surface of the cooktop and lower edge of the exhaust hood.

measurements in inches (mm)

30" Built-in oven - under induction cooktop



Notes:

Dimensions based on standard countertop height (36" with 4 1/4" toe kick including base plate).

The built-in oven can be installed below the induction cooktop as long as there is a minimum 1" (26 mm) clearance between the bottom of the cooktop and the top of the oven.

measurements in inches (mm)