

GAS FRONT LOAD DRYERS

8.0 Cu. Ft.

EFMG517S TT/IW

Perfect Steam™ Dryer with Instant Refresh™ and IQ-Touch™ Controls



PRODUCT DIMENSIONS

Height	38"
Width	27"
Depth	31-5/8"

MORE EASY-TO-USE FEATURES

PERFECT STEAM™ WRINKLE RELEASE OPTION

Gently releases wrinkles and reduces static to keep clothes looking their best.

EXTENDED TUMBLE OPTION KEEPS CLOTHES TANGLE-FREE

Gently tumbles your clothes without heat to keep them tangle-free — perfect for when you cannot remove clothes right after the cycle ends.

LARGEST CAPACITY DRYER

Dry more in each load. Our 8.0 cu.ft. dryers have the largest capacity for a standard 27" platform.²

PLATINUM STAR® LIMITED WARRANTY

Our exclusive limited warranty that includes three-year coverage on parts and one year on labour.³

8 CYCLES TO CARE FOR EVERY FABRIC

Perfectly dry every item with tailored cycles for towels, delicates, and more.

REVERSIBLE DOOR FITS MORE ROOMS

Enjoy easy loading no matter how your washer and dryer are configured.

OPTIONAL PEDESTALS AND STACKING KIT FOR MORE INSTALLATION OPTIONS

Raise your units with optional pedestal drawers that provide extra storage. Or use the optional stacking kit for convenient placement in small spaces.

LUXURY-DESIGN® LIGHTING

Conveniently find any article of clothing with premium LED lighting that provides visibility inside your dryer.

BRILLIANT LED DISPLAY SHINES IN EVEN THE DARKEST LAUNDRY ROOMS

Our beautifully bright display illuminates information on cycles and lets you know how much time is left.

SIGNATURE FEATURES



INSTANT REFRESH™ CYCLE REVIVES FABRICS

Remove wrinkles and quickly refresh items with steam in 10 minutes.



KEEPS CLOTHES LOOKING THEIR BEST

Clothes are gently tumbled while moisture sensors detect when clothes are dry to prevent over-drying. Customizable options and cycles allow you to care for every fabric.



18-MINUTE FAST DRY¹

Quickly dry the items you need most.



ENERGY STAR®-CERTIFIED

Rigorously tested to do more with less. Electrolux dryers meet strict criteria to guarantee high-quality energy efficient performance.

Available in:



Titanium
(TT)



Island White
(IW)

¹Fast time based on 3 lb. DOE load.

²Based on manufacturer specifications among common 27" platforms.

³Eligibility based on product registration with Electrolux North America within 60 days of purchase. Products must have been purchased on or after July 1, 2013. See limited warranty for details.

GAS FRONT LOAD DRYERS

EFMG517S TT / IW



27" GAS FRONT LOAD DRYER

Capacity	8.0 Cu. Ft.
----------	-------------

FEATURES

Pull-to-Open Door	Yes
IQ-Touch™ Controls	Yes
Perfect Steam™ Dry System	Yes
Dry System	Luxury-Dry™
Sound System	Luxury-Quiet™
Lighting	Luxury-Design®
Tumble System	Gentle Tumble™
Moisture Sensor	Yes
Dryer Drum	Stainless Steel / Painted Steel
Tumble Speed (RPM)	50
Reversible Door	Yes
Adjustable Leveling Legs	Yes
ENERGY STAR®	Yes
NSF® Certified/Sanitize	

CYCLES

Timed Dry (30, 45, 60, 75), Heavy Duty, Towels, Normal, 18-Min. Fast Dry, Casual, Delicates, Instant Refresh™	8
---	---

OPTIONS

Temperature Selections	5
Add Steam	Yes
Electronic Auto Dry System	Yes
Manual Timed Dry Selections	4
Delay Start (Hours)	12
End-of-Cycle Chime	On / Off
Extended Tumble	Yes
Anti-Static	Yes
Line Dry	Yes
Shrink Guard	Yes
Dryness Levels	5

INSTALLATION OPTIONS

Freestanding, Under Counter*, Stacked (Above Washer), Pedestal, Hidden (In Closet), Second Floor	Yes
4-Way Dryer Venting	Yes

ACCESSORIES

Luxury-Glide® Pedestal with Spacious Storage Drawer—	
Titanium – PN # EPWD157STT	Optional
Island White – PN # EPWD157SIW	Optional
LP Gas Conversion Kit – PN # PCK4200	Optional
Dryer Stacking Kit – PN # STACKIT7X	Optional
Drying Rack – PN # A04840701	Optional

SPECIFICATIONS

Colour –	
Titanium	TT
Island White	IW
Maximum Exhaust Duct Length** (Ft.)	125
Gas/Power Supply Connection Location	Centreline Lower Rear / Rear
Voltage Rating	120V / 60 Hz
Connected Load (kW Rating) @ 120 Volts ³	0.835
Amps @ 120 Volts	9.0
Heating Element (BTU / HR)	20,000
Shipping Weight (Approx.)	142 Lbs.

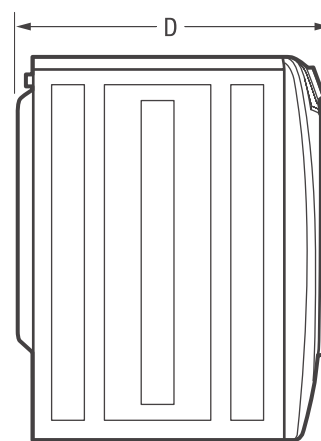
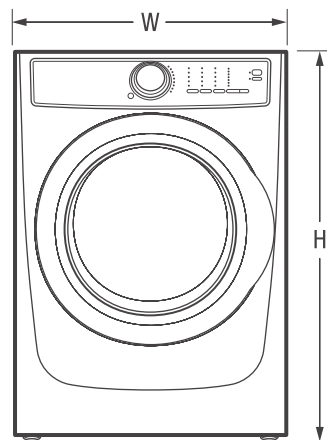
*Side-by-Side units in under-counter installation require custom-built countertop and/or cabinetry.

**Rigid metal duct preferred, semi-rigid optional and allow deductions for elbows and vents. Refer to Installation Guide on web for additional information.

³An electrical supply with grounded three-prong receptacle is required. The power supply circuit must be installed in accordance with current edition of national and local codes & ordinances.

NOTE: Always consult local and national electric, gas and plumbing codes. Refer to Product Installation Guide for detailed installation instructions on the web at electroluxappliances.ca.

Specifications subject to change.

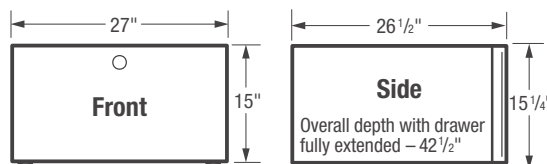


PRODUCT DIMENSIONS

Height (without 15" Pedestal)	38"
Height (with 15" Pedestal)	53-1/4"
Width	27"
Depth (to Centre of Arc Not Including Hose)	31-5/8"
Depth (with Door 90° Open)	53-1/2"

15" Pedestal Drawer Installation

Elevates dryer height to 53 1/4". For detailed pedestal installation, refer to instructions included with pedestal or on web. Pedestal Installation may require modified utility hookup locations. For details, refer to Product Installation Guide on web.



Electrolux Major Appliances, N.A.

CANADA • 5855 Terry Fox Way • Mississauga, ON L5V 3E4 • 1-800-265-8352 • electroluxappliances.ca

EFMG517S 04/16

© 2016 Electrolux Major Appliances, N.A.

Printed in Canada

High standards of quality at Electrolux Home Products, Inc. mean we are constantly working to improve our products. We reserve the right to change specifications or discontinue models without notice.