



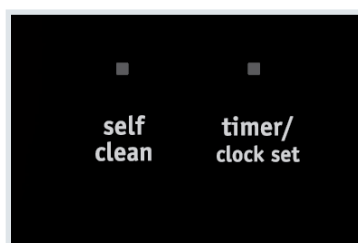
Freestanding Ranges

CGEF3032M F/W/B

30" Electric



Signature Features



Quick Clean

Quickly clean your oven in 2 hours with our quick self-clean cycle.



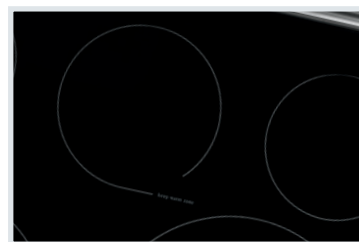
Smudge-Proof™ Stainless Steel¹

Resists fingerprints and is easy to clean.



Easy™ Temperature Probe

Take the guesswork out of cooking with our temperature probe that shows you the internal cooking temperature of your food.



Keep Warm Zone

Keep food warm until everything — and everyone — is ready.

Product Dimensions

Height (Max.)	47-3/4"
Width	29-7/8"
Depth (Including Handle)	28-13/32"

More Easy-To-Use Features

Auto Shut-Off

As an extra safety measure, the oven will automatically shut off after 12 hours.

Even Baking Technology

Our Even Baking Technology ensures even baking every time.


Delay Start

Set your oven to begin cooking on your schedule. It can be programmed from one to 24 hours.

SpaceWise® Expandable Elements

Flexible elements expand to meet your cooking needs — big or small.

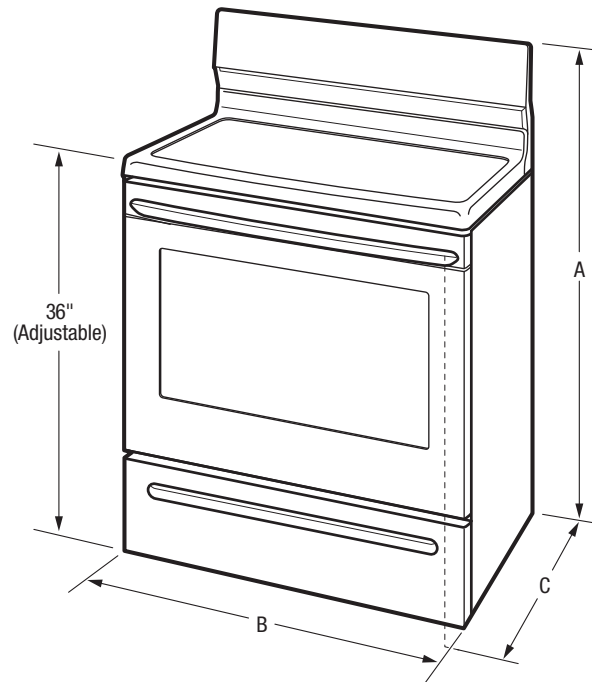
Available in:

		
Stainless (F)	White (W)	Black (B)

Elements	Size	Watts
Right Front	9" / 12" Expandable	1,700 / 2,700
Right Rear	6"	1,200
Left Front	6" / 9" Expandable	1,200 / 3,000
Left Rear	6"	1,200
Centre	Keep Warm Zone	100

¹Select model only.

Features	
Oven Control/Timing System	Express-Select® Controls
Surface Type	Black Ceramic Glass
Window	Extra-Large
Exterior Door Finish	Smudge-Proof™ Stainless Steel (F), Colour Coord. (W/B)
Handle Design	Stainless Steel (F), Colour-Coordinated (W/B)
Exterior Finish (Side Panels)	Black (F), Colour-C. (W/B)
Convection System	Quick Bake Convection
Oven Cleaning System	Self Clean
Drawer Functionality	Storage
Oven Controls	
Bake/Broil	Yes/Variable (400-500°F)
Effortless™ Convection Conversion	
Convection Bake/Broil/Roast	Yes/Yes/Yes
Quick Bake Convection	Yes
Quick Preheat	
My Favourite	
Easy™ Temperature Probe	Yes
Pizza Button	
Keep Warm	
Add-a-Minute	
Delay Start	Yes
Self Clean	Yes
Quick Clean Option	Yes
Delay Clean	2, 3 Hours
Kitchen Timer/Timed Cook Option	Yes/Yes
Auto Oven Shut-Off	12 Hours
Oven Lock-Out	Yes
Lower Drawer Control	
Cooktop Features	
Right Front Element (Watts)	SpaceWise® Expandable 9"/12" - 1,700/2,700
Right Rear Element (Watts)	6" - 1,200
Left Front Element (Watts)	SpaceWise® Expandable 6"/9" - 1,200/3,000
Left Rear Element (Watts)	6" - 1,200
Bridge Element (Watts)	
Centre Element (Watts)	Keep Warm Zone - 100
Oven Features	
Capacity (Cu. Ft.)	5.7
Oven Light	1
Hidden Bake Element	Yes
Rack Configuration	1 Standard, 1 Offset
Baking System	Even Baking Technology
Broiling System	Vari-Broil™ Hi/Lo
Bake Element/Broil Element (Watts)	3,500/3,900
Drawer Racks	
Certifications	
Sabbath Mode (Star-K® Cert.)	
Specifications	
Oven Interior (H x W x D)	20-1/2" x 24-3/8" x 19-3/4"
Power Supply Connection Location	Middle Bottom Rear
Voltage Rating	240V / 208V / 60Hz
Connected Load (kW Rating) @ 240/208 Volts	12.5/9.5
Minimum Circuit Required (Amps)	40
Shipping Weight (Approx.)	180 Lbs.



NOTE: For planning purposes only. Always consult local and national electric codes. Refer to Product Installation Guide for detailed installation instructions on the web at frigidaire.ca



Product Dimensions		Cabinet Cutout Dimensions	
A - Height (Max.)	47-3/4"	Height (Standard)	36"
B - Width	29-7/8"	Width (Min.)	30"
C - Depth (Including Handle)	28-13/32"	Depth (Min.)	24"
Depth with Door Open 90°	48-1/4"		

Accessories information available on the web at frigidaire.ca