




# Built-In Cooktop

FPGC3677RS

36" Gas



## Product Dimensions

Width	36"
Depth	21-3/4"
Height	4-1/4"

## Available in:



Stainless  
(S)

Burners	BTU
Right Front	14,000
Right Rear	750 - 5,000
Left Front	9,500
Left Rear	9,500
Center	18,200

## Signature Features



### PowerPlus® Burner

Boil, sear, and sauté with power. The PowerPlus® Burner delivers strong performance, every time with 18,200 BTU.



### Durable, Continuous Grates

Cook a variety of dishes at the same time with ease. Our durable, continuous cast-iron grates allow you to slide a variety of heavy pots and pans across burners. Plus, they're dishwasher-safe so you can clean with ease.



### PrecisionPro Controls™

Prepare a range of dishes with precision, whether you're simmering, sautéing, searing or boiling.



### Stainless Steel Cooktop

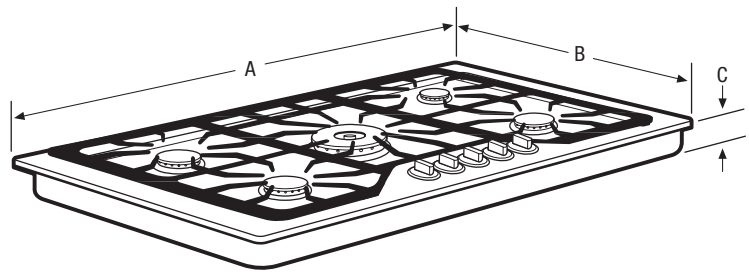
The entire cooktop surface is stainless steel to blend with the other appliances in your kitchen.

Features	
Controls	PrecisionPro™
Surface Type	Stainless Steel Recessed
Sealed Gas Burners	Yes
Grates	Continuous Cast Iron w/Black Matte Finish
Right Front Burner (BTU)	14,000
Right Rear Burner (BTU)	750 to 5,000
Left Front Burner (BTU)	9,500
Left Rear Burner (BTU)	9,500
Center Burner (BTU)	18,200
Control Location	Center Front
Knob Color	Stainless
Knob Type	Cast Metal
Optional Accessories	
Griddle	Included
Certifications	
A.D.A. Compliant <sup>1</sup>	Yes
Specifications	
Power Supply Connection Location	Right Rear
Gas Supply Connection Location	Right Rear
LP Gas Conversion Kit	Included
Voltage Rating	120V/60Hz/15A
Amps @ 120 Volts <sup>2</sup>	1.0
Minimum Circuit Required (Amps)	15
Approved for Electric Single Wall Oven Combination Installation <sup>3</sup>	Yes
Shipping Weight (Approx.)	60 Lbs.

<sup>1</sup>When properly installed, this model is A.D.A.-qualified based on the United States Access Board's A.D.A./A.B.A. Accessibility Guidelines and the Department of Justice's 2010 A.D.A. Standards for Accessible Design.

<sup>2</sup>For use on adequately wired 120V, dedicated circuit having 2-wire service with a separate ground wire. Appliance must be grounded for safe operation.

<sup>3</sup>Cooktops are approved for installation above any of our Electric Single Wall Ovens.



**NOTE:** For planning purposes only. Always consult local and national electric and gas codes. Refer to Product Installation Guide for detailed installation instructions on the web at [frigidaire.com](http://frigidaire.com).



Product Dimensions		Cutout Dimensions	
A - Width	36"	Width (Min.) / (Max.)	33-7/8" / 34-1/4"
B - Depth	21-3/4"	Depth (Min.) / (Max.)	19-3/8" / 19-3/4"
C - Height	4-1/4"	Height	8"

Granite Countertop Installation Kit available.

Accessories information available on the web at [frigidaire.com](http://frigidaire.com)

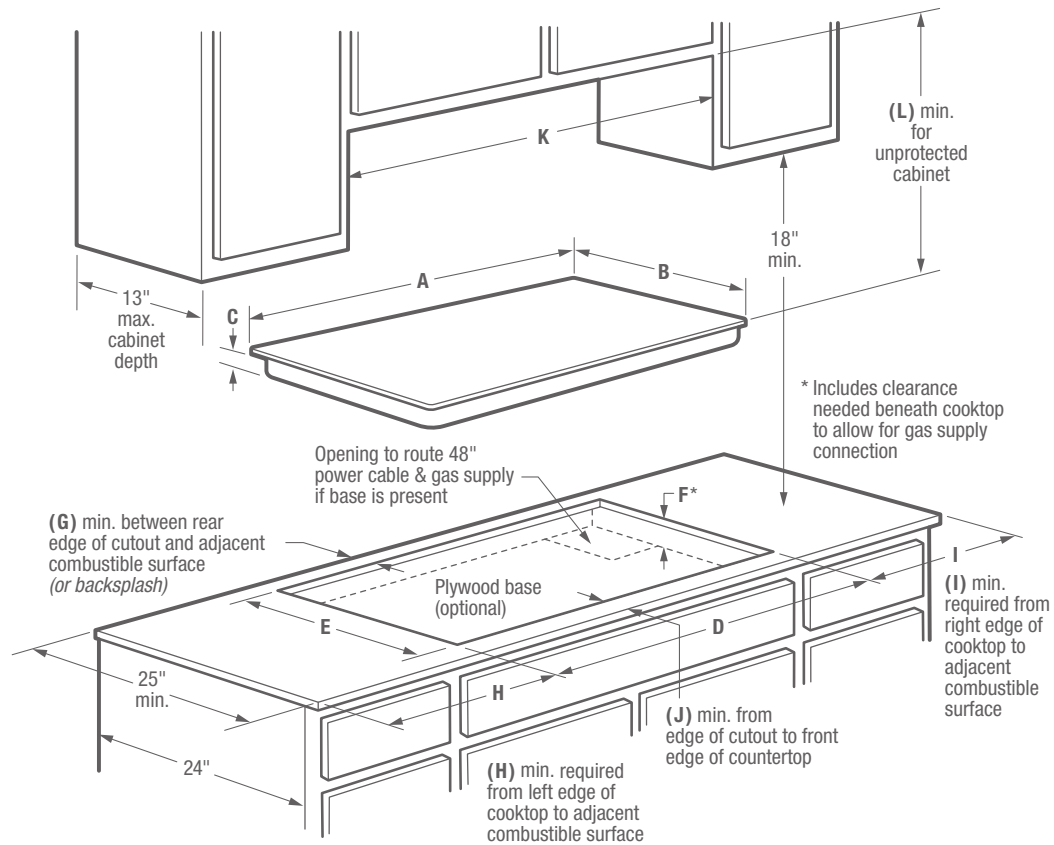
**FRIGIDAIRE**

USA • 10200 David Taylor Drive • Charlotte, NC 28262 • 1-800-FRIGIDAIRE • [frigidaire.com](http://frigidaire.com)  
CANADA • 5855 Terry Fox Way • Mississauga, ON L5V 3E4 • 1-800-265-8352 • [frigidaire.ca](http://frigidaire.ca)

FPGC3677R 06/15

© 2015 Electrolux Home Products, Inc.

Specifications subject to change.



Product Dimensions			Required Clearances			
A - Width	B - Depth	C - Height	G (min.)	H (min.)	I (min.)	J (min.)
36"	21-3/4"	4-1/4"	2"	12"	12"	2-1/4"
Product Cutout Dimensions			K - Cabinet Opening Width (min.)	L - For Unprotected Cabinet (min.)	Utility Connection Locations	
D - Width (min. - max.)	E - Depth (min. - max.)	F - Height (min.)*			Power Supply	Gas Supply
33-7/8" - 34-1/4"	19-3/8" - 19-3/4"	8"	36"	34"	Right Rear	Right Rear

**Built-In Cooktop Specifications**

- Product Shipping Weight (approx.) - 60 Lbs.
- Voltage Rating - 120V/60 Hz/15 Amps
- For use on adequately wired 120V, dedicated circuit having 2-wire service with a separate ground wire. Appliance must be grounded for safe operation.
- Amps @ 120 Volts = 1.0
- Always consult local and national electric and gas codes.
- Cooktop cutout height includes clearance needed beneath cooktop to allow for gas supply connection. Recommended location for grounded 120V outlet is on rear wall in an 8"-wide by 10"-high area, positioned 22" above floor surface and 4" from right side of cooktop centerline. Access to underside of cooktop and junction box must be provided for inspection and service.
- Cooktop ships with 3/4" factory regulator.
- LP Gas conversion kit supplied.
- Overhead cabinetry should not exceed a 13" maximum depth.
- Absolute minimum horizontal distance between overhead cabinets installed to either side of appliance must be no less than 36".
- Allow 34" minimum clearance between top of cooktop platform and bottom of unprotected wood or metal overhead cabinet.

- Allow 2" minimum distance between rear edge of cutout and adjacent combustible surface (*or backsplash*).
- Allow 12" minimum required clearance from left edge of cooktop to adjacent combustible surface and 12" minimum from right edge of cooktop to adjacent combustible surface.
- Installation of drawer beneath cooktop requires 6-1/2" minimum clearance beneath countertop surface, and assured clearance for gas and electrical connections.
- To reduce risk of fire when using overhead cabinetry, install range hood that projects horizontally a recommended minimum of 5" beyond bottom of cabinets.
- Gas Built-In Cooktop model FPGC3677R is approved to be used over any Frigidaire® Electric Single Wall Oven. (*Refer to Gas Cooktop Installation Over 30"/27" Electric Single Wall Oven Specifications page on web.*)

**Note:** For planning purposes only. Refer to Product Installation Guide on the web at [frigidaire.com](http://frigidaire.com) for detailed instructions.

**Optional Accessories**

- Granite Countertop Installation Kit - (PN # 903103-9010).
- Griddle - Included.