

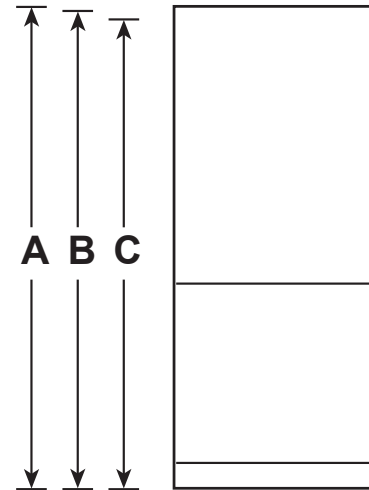
GDE25ESK

GE Appliances ENERGY STAR® 24.9 Cu. Ft. Bottom-Freezer Refrigerator

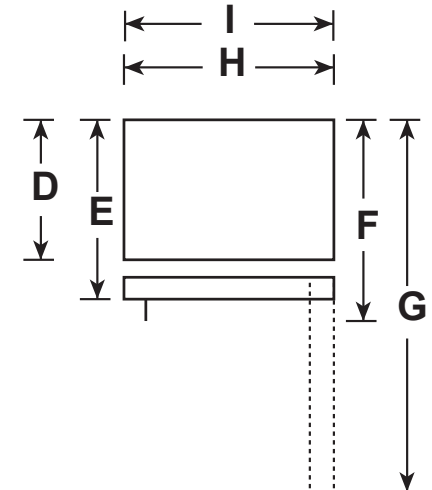
DIMENSIONS AND INSTALLATION INFORMATION (IN INCHES)

OVERALL DIMENSIONS	Height to top of door (in.) A	69-7/8
	Height to top of hinge (in.) B	69-3/4
	Height to top of case (in.) C	68-5/8
	Case depth without door (in.) D	30-5/8
	Case depth less door handle (in.) E	35
	Case depth with door handle (in.) F	37-1/2
	Depth with fresh food door open 90° (in.) G	65-1/8
	Width (in.) H	32-3/4
	Width with door open 90° inc. door handle (in.) I	36-7/8
AIR CLEARANCES	Each side (in.)	1/8
	Top (in.)	1
	Back (in.)	2

FRONT VIEW



TOP VIEW



For answers to your Monogram, GE Café™ Series, GE Profile™ Series or GE Appliances product questions, visit our website at geappliances.com or call GE Answer Center® Service, 800.626.2000.



Listed by Underwriters Laboratories



As an ENERGY STAR® partner, GE has determined that this product meets the ENERGY STAR guidelines for energy efficiency.

GDE25ESK

GE Appliances ENERGY STAR® 24.9 Cu. Ft. Bottom-Freezer Refrigerator

FEATURES AND BENEFITS

33" wide

LED lighting – Find exactly what you've been looking for under crisp, clear lighting

Sliding snack drawer – Make more space, exactly where you need it, with a drawer that moves across the entire width of the fresh-food section

Factory-installed icemaker – Refrigerator comes ready to automatically create ice

Advanced water filtration uses MWF replacement filter


1 clear snack drawer and 2 humidity-controlled drawers

Turbo Cool setting – Drops interior temperature to maintain freshness after frequent openings

Door alarm – Enjoy peace of mind knowing the refrigerator door is never left open

Upfront temperature controls with actual temperature display – Easy-to-reach controls display accurate temperatures

Model GDE25ESKSS – Stainless steel



As an ENERGY STAR® partner, GE has determined that this product meets the ENERGY STAR guidelines for energy efficiency.