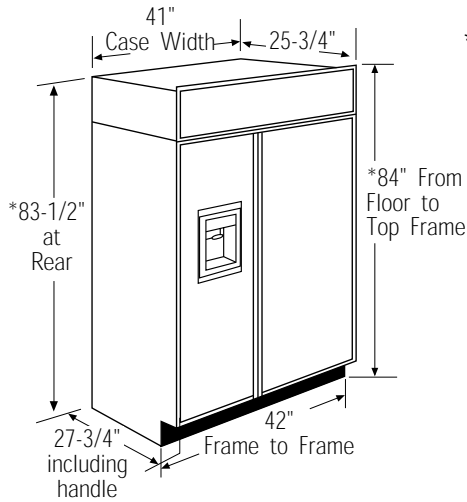


ZISS420DXSS

GE Monogram® 42" Built-In Stainless Steel Side-by-Side Refrigerator with Dispenser and Water Filter

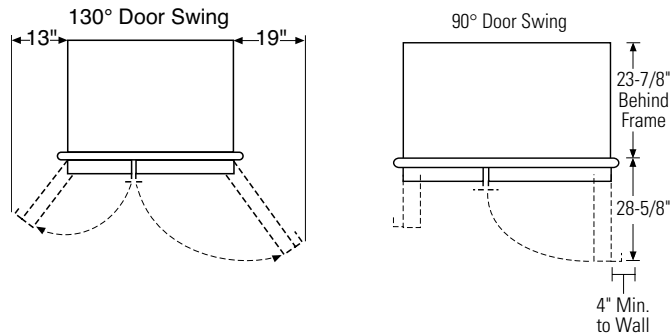
Dimensions and Installation Information (in inches)



* Shipping height. The refrigerator can be adjusted to fit into a cutout that is 83-1/2" min. to 84-1/2" max. height. Note that the top case trim at the front is 1/2" higher and will overlap upper cabinetry or soffit. Use leveling legs and wheels for a maximum 1" height adjustment.

Product Clearances

These refrigerators are equipped with a 2 position door stop. The factory set 130° door swing can be adjusted to 90° if clearance to adjacent cabinets or walls is restricted.



Allow minimum clearances for freezer door and fresh food door for a full 130° door swing and to allow for pan removal.

4" minimum clearance is required when door swing is adjusted to 90°. If the 90° door stop position is used, pan access is maintained, but pan removal is restricted.

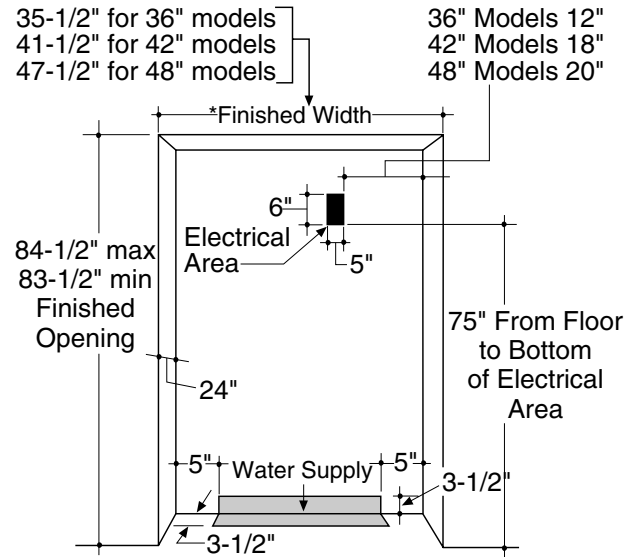
Installation Information: Before installing, consult installation instructions packed with product, or online at Monogram.com, for current dimensional data.

For answers to your Monogram®, GE Profile™ or GE® appliance questions, visit our website at ge.com or call GE Answer Center® service, 800.626.2000.



imagination at work

The Installation Space



Water and electrical locations

The opening must be prepared with the electrical and water supply located as shown.

The cutout depth must be 24"

The refrigerator will project forward, slightly beyond adjacent cabinetry, depending on your installation.

The cutout depth beneath a soffit:

When installed beneath a soffit, the soffit cannot exceed the 24" installation depth shown. The top case trim overlaps the bottom of the soffit.

Frameless cabinets:

The case trim overlaps cabinets at the top and sides. Therefore, frameless cabinets may require filler strips to prevent interference with cabinet door swing. The opening must allow for filler strips.

Additional Specifications

- A 115 volt 60Hz., 15 or 20 amp power supply is required. An individual properly grounded branch circuit or circuit breaker is recommended. Install a properly grounded 3-prong electrical receptacle recessed into the back wall. Electrical must be located on rear wall as shown.

Note: GFI (ground fault interrupter) is not recommended.

- Water line can enter the opening through the floor or back wall. The water line should be 1/4" O.D. copper tubing or GE SmartConnect™ kit between the cold water line and water connection location, long enough to extend to the front of the refrigerator. Installation of an easily accessible shut off valve in the water line is recommended.



Listed by
Underwriters
Laboratories



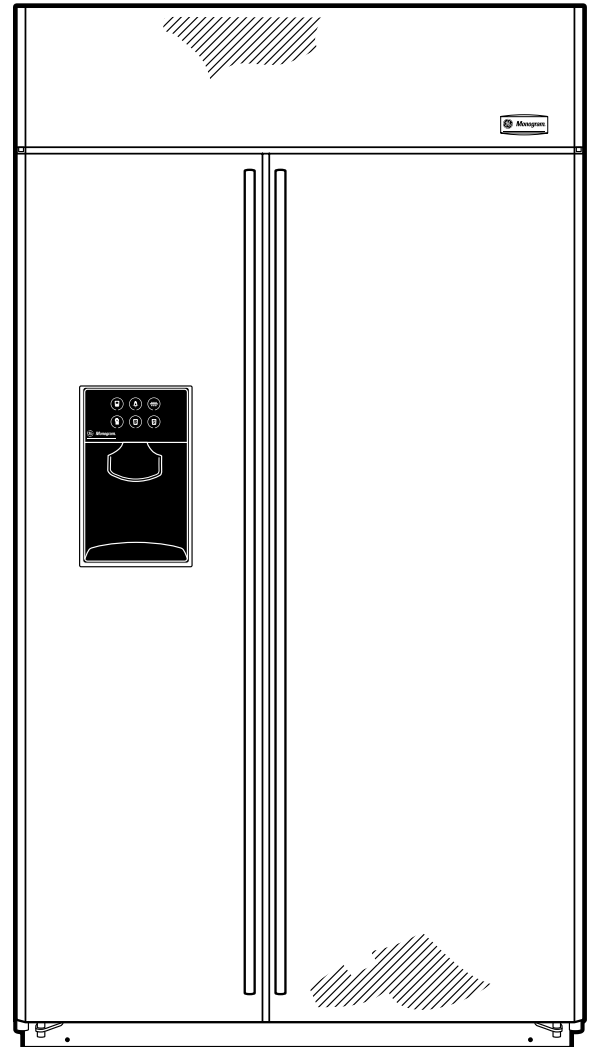
As an ENERGY STAR® partner, GE has determined that this product meets the ENERGY STAR guidelines for energy efficiency.

ZISS420DXSS

GE Monogram® 42" Built-In Stainless Steel Side-by-Side Refrigerator with Dispenser and Water Filter

Features and Benefits

- Halogen Light Columns - Located in the freezer and fresh food compartments, extend the full length of the interior compartments providing brilliant, all-level illumination
- LED Lighting - Located at the top of the fresh food compartment, and inside the high-humidity and climate-control drawers, illuminates contents without compromising space
- Advanced Temperature Management System with Multi-Shelf Air Tower - Provides even distribution of air throughout the refrigerator
- Climate-Control Drawer - Allows you to express-chill beverages, express-thaw meats and select specific temperatures for perishable foods
- Dispenser with Proximity Sensor - Designed to accommodate glassware of all sizes, from pitchers to tumblers; control graphics light up as you approach and automatically switch off when you walk away
- Humidity-Controlled Vegetable Drawer - Helps preserve the freshness of foods
- Gallon-Size Door Bin - Holds milk containers, two-liter bottles and pitchers
- Adjustable Spillproof Glass Shelves - Easily accommodate party trays and platters
- Drop-Down Shelf - Provides additional space for a casserole dish or pizza box
- Adjustable Deli Drawer on Full-Extension Slides - Keeps meats, cheeses and other everyday foods within easy reach
- Dairy Bin with Center Divider - Has a unique magnetic seal that locks in freshness
- Model ZISS420DXSS - Stainless steel wrapped doors



For answers to your Monogram®, GE Profile™ or GE® appliance questions, visit our website at ge.com or call GE Answer Center® service, 800.626.2000.



imagination at work



Listed by
Underwriters
Laboratories



As an ENERGY STAR® partner, GE has determined that this product meets the ENERGY STAR guidelines for energy efficiency.