



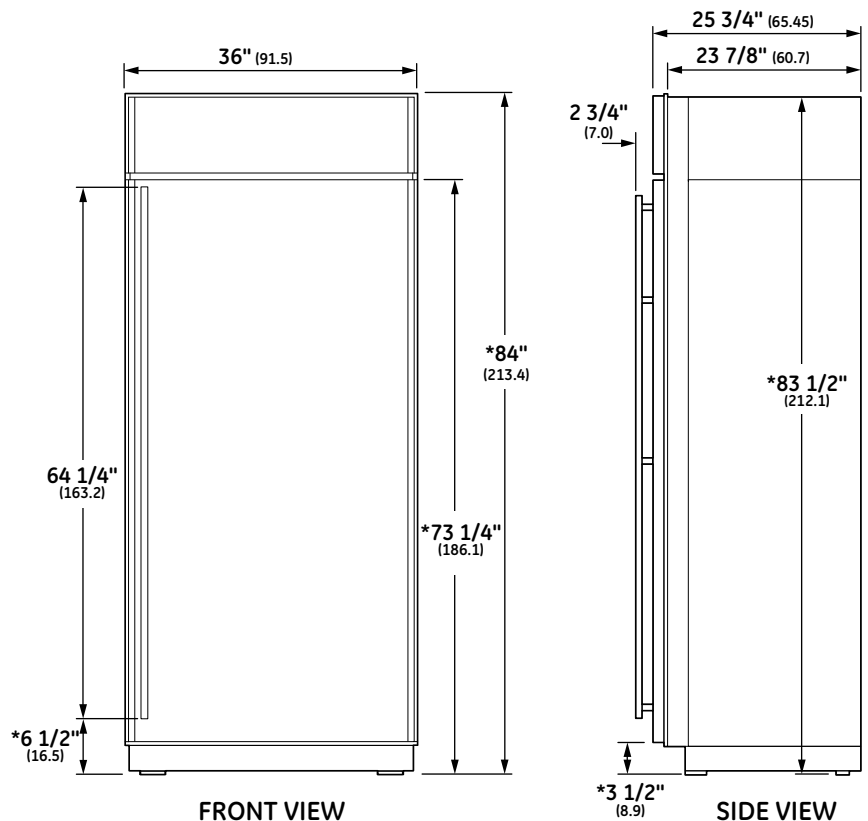
## SPECIFICATIONS

Overall Width	36" (91.4 cm)
Overall Height	84" (213.4 cm)
Overall Depth	25 3/4" (65.41 cm)
Door Clearance	36 3/4" (93.4 cm)
Cutout Width	35 1/2" (90.2 cm)
Cutout Height	83 1/2" - 84 1/2" (212.1 - 214.6 cm)
Cutout Depth	24" (61 cm)
Plumbing Requirements	1/4" OD copper tubing or GE SmartConnect kit
Shipping Weight	569 lb

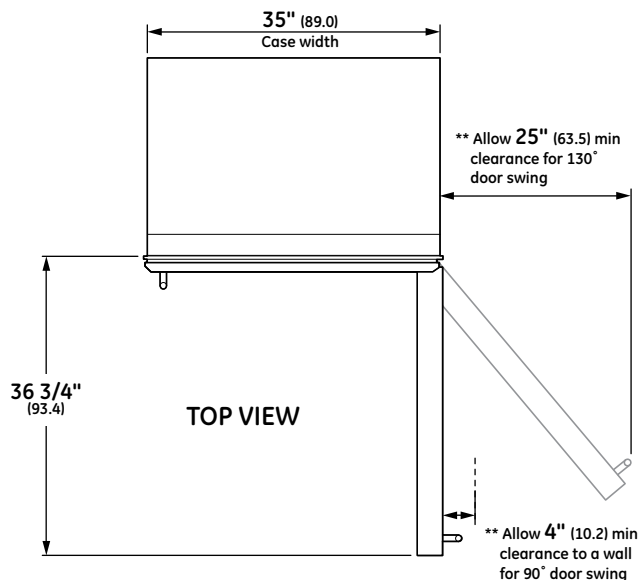
## ATTENTION ELECTRICIAN:

A 115 volt 60Hz., 15 or 20 amp power supply is required. An individual properly grounded branch circuit or circuit breaker is recommended. Install a properly grounded 3-prong electrical receptacle recessed into the back wall.

## OVERALL DIMENSIONS

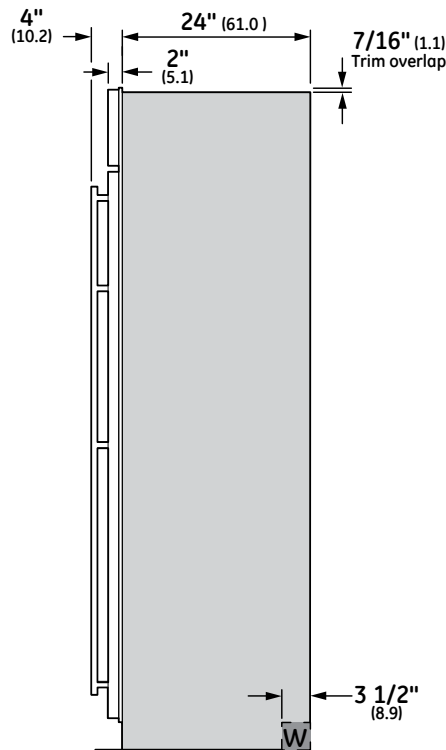


\* Shipping height. Use leveling legs and wheels for maximum 1" height adjustment from shipping height.



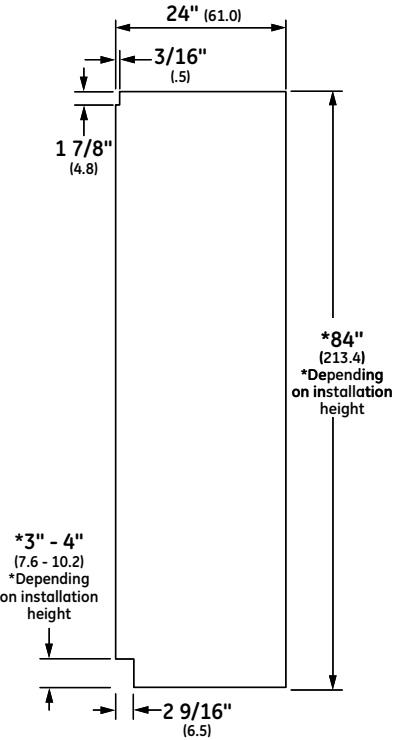
\*\*These units are equipped with a 2-position door stop. The factory set 130° door swing can be adjusted to 90° if clearance to adjacent cabinets or walls is restricted. Allow 15" minimum clearance to wall for pan removal. If the 90° door stop position is used, pan access is maintained but pan removal is restricted.

Dimensions in parentheses are in centimeters unless otherwise noted. Actual product dimension may vary due to manufacturing tolerances.



CUSTOM SIDE PANELS

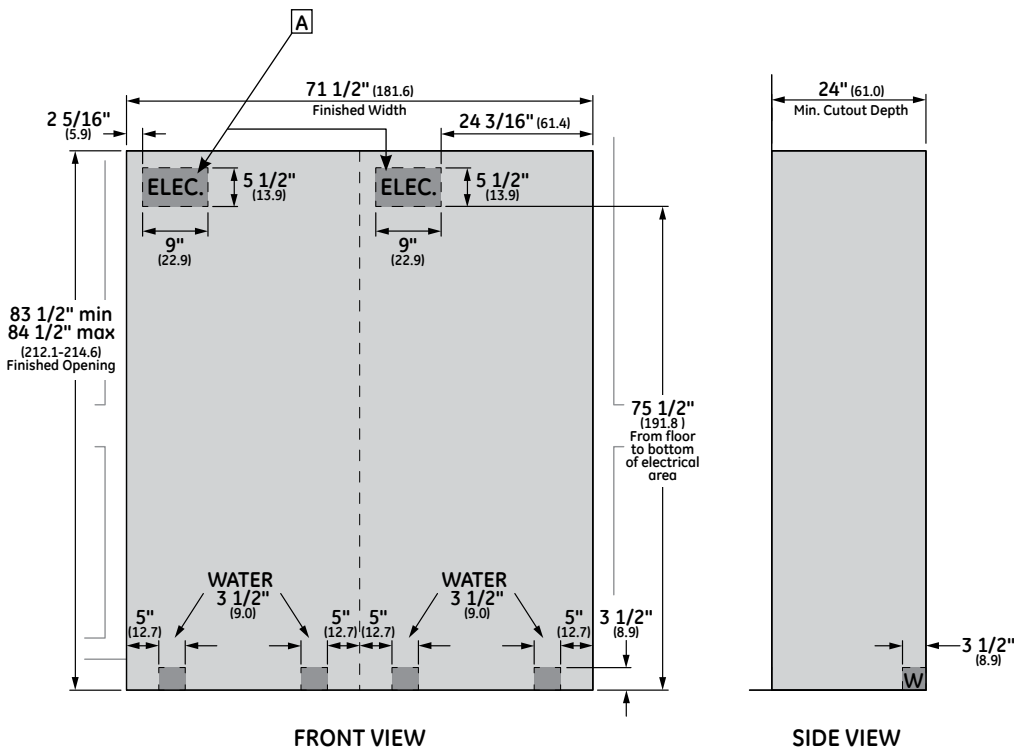
F



NOTES

F Side panels must be used whenever the sides of the freezer will be exposed. The 1/4" side panels will slip into the side case trim. Secure the panels to the freezer with stick-on hook and loop fastener strips. Order the side panels from the cabinet manufacturer.

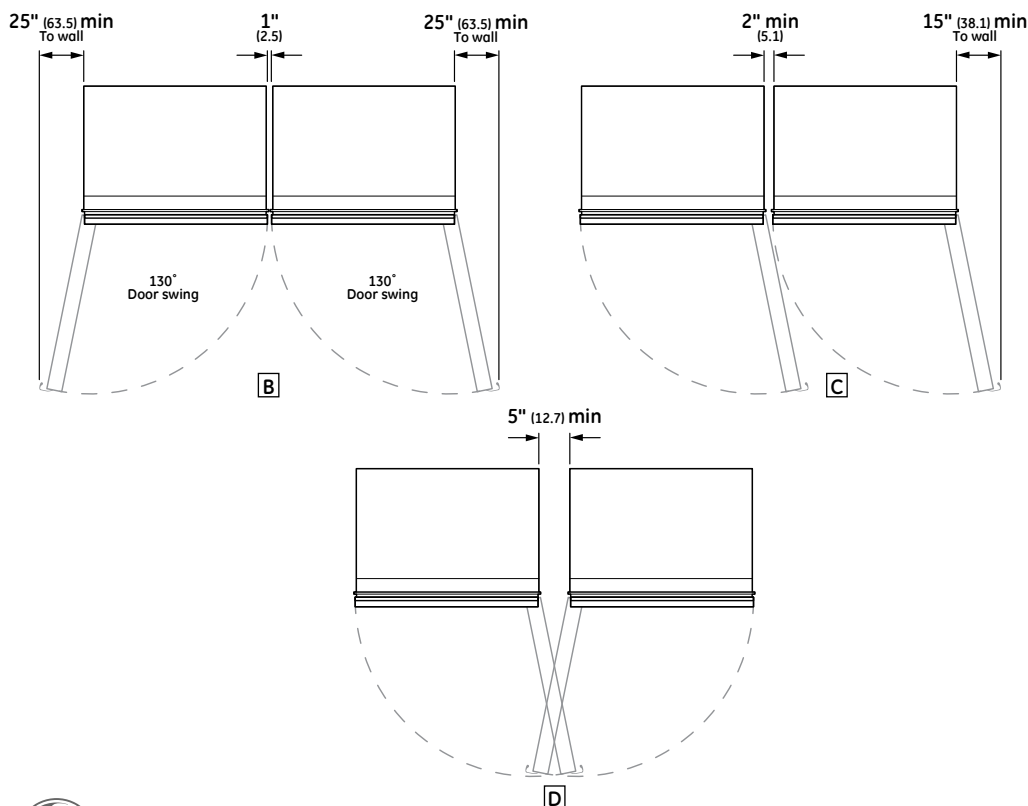
## DUAL INSTALLATIONS



## NOTES

- A** A separate 115V, 60Hz, 15- or 20-amp power supply is recommended for each product.
- Additional cutout width may be required when side panels are used.
- B** In a side-by-side installation of a left-and-right-hand door swing product, 1" clearance between the units is required. Order ZUGSS2 European, ZUGPP2 Professional or ZUG2 custom panel unified grille kit for one continuous grille panel.
- C** In a side-by-side installation with same door swing, allow 2" minimum clearance between the products to prevent the door swing interference. Allow 15" minimum to a wall to achieve full drawer extension and pan removal. Additional clearances are required when using custom panels and handles.
- NOTE: ZUG2, ZUGSS2 or ZUGPP2 grille panel kits will not fit this installation.
- D** In a side-by-side installation with right and left door hinges together, allow 5" minimum clearance between the two products to prevent one door from striking the other. Additional clearances required when using custom panels and handles.
- NOTE: ZUG2, ZUGSS2 or ZUGPP2 grille panel kits will not fit this installation.

## DUAL PRODUCT CLEARANCES



## FEATURES AND BENEFITS

**Integrated appearance with Premium-Grade Stainless Steel** - Extending across the door and wrapping beautifully around the edges; A Monogram signature, slim tubular handle enhances the overall look

**Enhanced Temperature Management System** - With precise electronic controls and thermistors, maintains ideal storage conditions for frozen foods

**Concealed Ice Drawer** - Provides quick and easy access to filtered ice

**GE Water Filtration System** - Provides clean, fresh-tasting water to the freezer's icemaker

**ENERGY STAR® Qualification** - As an ENERGY STAR® partner, GE has determined that Monogram all-freezers meet the ENERGY STAR® guidelines for energy efficiency

**Adjustable, Wire Shelves, Gallon-Size Door Bins and Pullout Baskets** - Allow customizable storage for foods and containers of varying sizes

**Concealed Halogen Lighting System** - Illuminates contents without compromising space

