



# 27" (68.6 CM) AND 30" (76.2 CM) ELECTRIC BUILT-IN MICROWAVE/OVEN COMBINATION

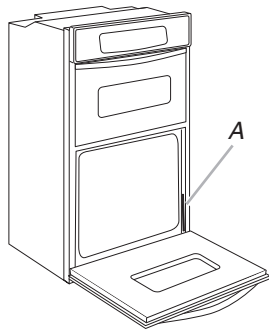
## PRODUCT MODEL SERIES

MMW7530WD

**Electrical:** Oven must be connected to the proper electrical voltage and frequency as specified on the model/serial number rating plate. The model/serial number rating plate is located at the bottom of the right-hand mounting rail. See the following illustration.

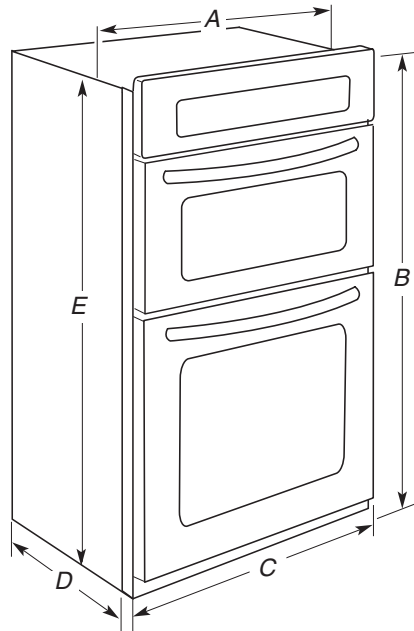
Models rated from 7.3 to 9.6 kW at 240 volts (5.5 to 7.2 kW at 208 volts) require a separate 40-amp circuit. Models rated at 7.2 kW and below at 240 volts (5.4 kW and below at 208 volts) require a separate 30-amp circuit.

A circuit breaker is recommended. Connect directly to the circuit breaker (or fused disconnect) through flexible, armored or nonmetallic, sheathed copper cable (with grounding wire).



A. Model/serial number plate

## PRODUCT DIMENSIONS



### 27" (68.6 cm) models

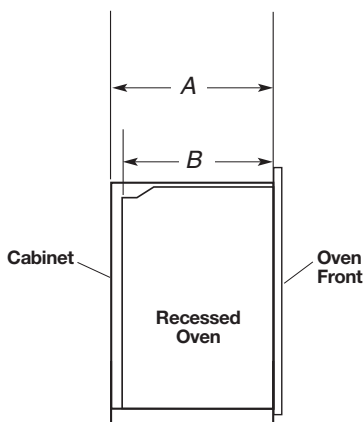
- A. 25-5/16" (64.3 cm) recessed width
- B. 42-3/8" (107.6 cm) overall height
- C. 26-3/4" (67.9 cm) overall width
- D. 23" (58.4 cm) max. recessed depth
- E. 41" (104.1 cm) recessed height

### 30" (76.2 cm) models

- A. 28-5/16" (71.9 cm) recessed width
- B. 42-3/8" (107.6 cm) overall height
- C. 29-3/4" (75.6 cm) overall width
- D. 23" (58.4 cm) max. recessed depth
- E. 41" (104.1 cm) recessed height

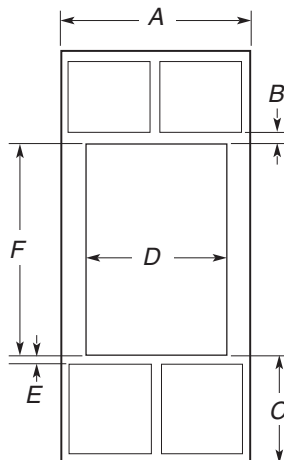
## CABINET OPENING DIMENSIONS

### Side View



- A. 23-1/4" (59.1 cm) min. cutout depth
- B. 23" (58.4 cm) recessed oven depth

### Front View



### 27" (68.6 cm) models

- A. 27" (68.6 cm) min. cabinet width
- B. 1" (2.5 cm) top of cutout to bottom of upper cabinet door
- C. 19-1/4" (48.9 cm) bottom of cutout to floor
- D. 25-1/2" (64.8 cm) cutout width
- E. 1-1/2" (3.8 cm) min. bottom of cutout to top of cabinet door
- F. 41-1/4" (104.8 cm) cutout height

### 30" (76.2 cm) models

- A. 30" (76.2 cm) min. cabinet width
- B. 1" (2.5 cm) top of cutout to bottom of upper cabinet door
- C. 19-1/4" (48.9 cm) bottom of cutout to floor
- D. 28-1/2" (72.4 cm) cutout width
- E. 1-1/2" (3.8 cm) min. bottom of cutout to top of cabinet door
- F. 41-1/4" (104.8 cm) cutout height