

DV50K7500GV

SAMSUNG

Samsung Front-Load Gas Dryer

7.5 cu. ft. Capacity DOE



Signature Features

2016 ENERGY STAR® Certified

- Meets the strict 2016 energy efficiency specifications and standards.


Multi-Steam Technology

- Steam away wrinkles, odors, bacteria and static.

Vent Sensor

- Detects duct blockages and reminds you to clean your vent.


Available Colors

 Black Stainless Steel (shown)

 White



Multi-Steam Technology



Vent Sensor

Features

- 2016 ENERGY STAR® Certified
- Multi-Steam Technology
- Vent Sensor
- Stainless Steel Drum
- Eco Dry Technology
- Smart Home Ready
- Smart Care
- Sensor Dry
- 14 Preset Dry Cycles
- 13 Options
- 5 Temperature Settings
- 3-Way Venting
- Dryer Rack
- Dryer Drum Light
- Reversible See-Through Door

Convenience

- Child Lock
- My Cycle Option
- Filter Check Indicator

DV50K7500GV

SAMSUNG

Samsung Front-Load Gas Dryer

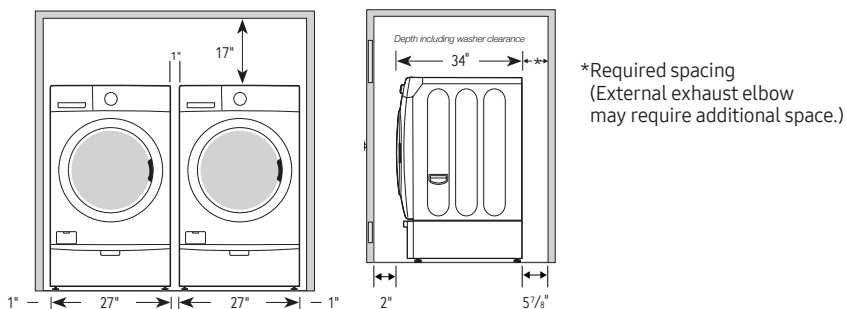
7.5 cu. ft. Capacity DOE

Installation Specifications

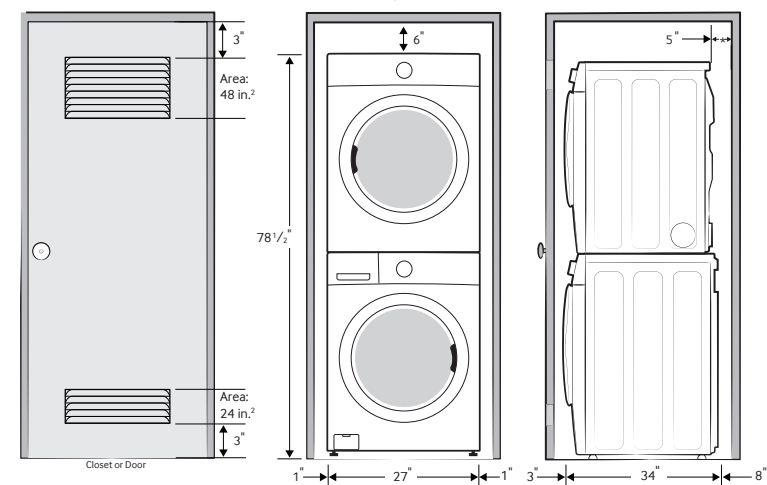
If the washer and dryer are installed together or the dryer alone, the closet front must have two unobstructed air openings for a combined minimum total area of 72-inch² (see stacked build below). Your washer alone does not require a specific air opening.

1. Alcove or closet installation

Minimum Clearance for Closet and Alcove Installations:

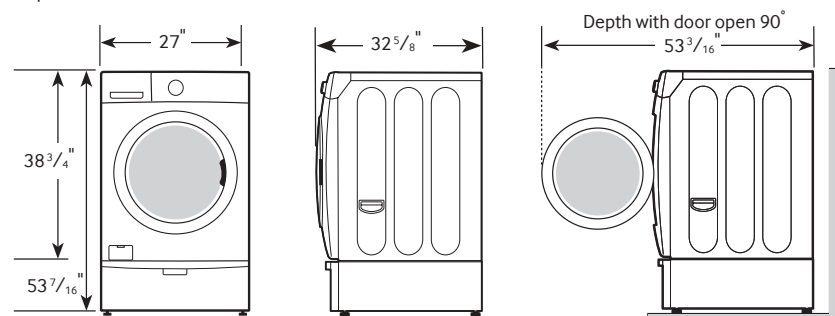


2. With stacked washer and dryer



Dimensions

Required Dimensions for Installation with Pedestal:



3-Way Venting

14 Preset Dry Cycles:

Refresh, Wrinkle Away, Steam Sanitize, Eco Normal, Normal, Heavy Duty, Permanent Press, Active Wear, Bedding, Delicates, Wool, Time Dry, Air Fluff, Quick Dry

13 Options:

Mixed Load Bell, Wrinkle Prevent, Anti-Static, My Cycle, Rack Dry, Adjust Time (Up), Adjust Time (Down), Eco Dry, Sound, Child Lock, Smart Control, Smart Care, Drum Light

5 Temperature Settings:

High, Medium, Medium Low, Low, Extra Low

5 Dry Levels:

Very Dry, More Dry, Normal Dry, Less Dry, Damp Dry

Warranty

One (1) Year Parts and Labor

Product Dimensions & Weight (WxHxD)

Dimensions: 27" x 38³/₄" x 32⁵/₈"

Weight: 126 lbs

Shipping Dimensions & Weight (WxHxD)

Dimensions: 29³/₈" x 42³/₈" x 34¹¹/₁₆"

Weight: 134 lbs

Gas	Model #	UPC Code
Black Stainless Steel	DV50K7500GV	887276135977
White	DV50K7500GW	887276135984
Electric		
Black Stainless Steel	DV50K7500EV	887276135946
White	DV50K7500EW	887276135960

Matching Washer

Black Stainless Steel	WF50K7500AV	887276135557
White	WF50K7500AW	887276135564