

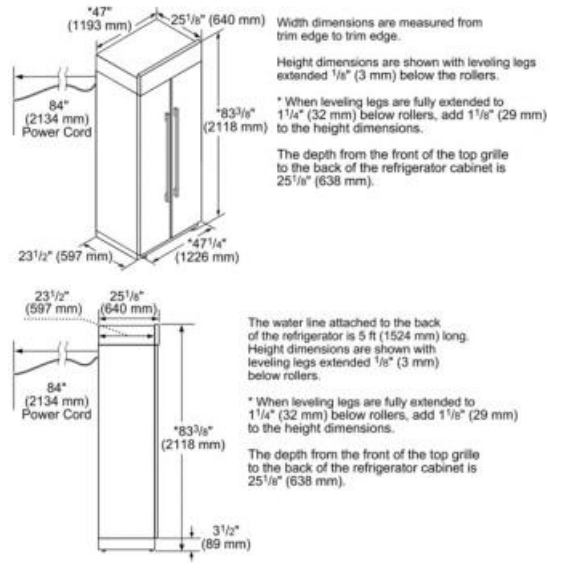
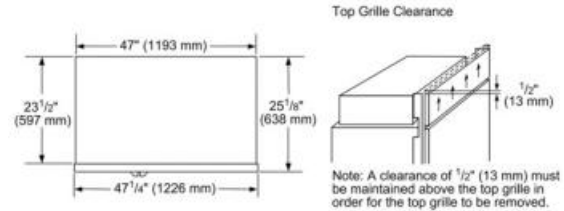
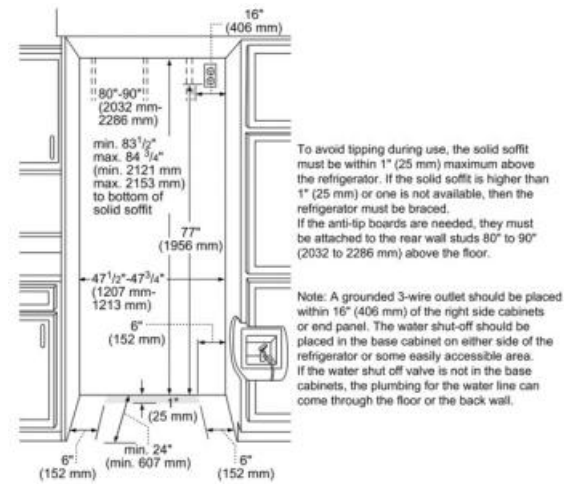


Design

- Timeless built-in stainless steel refrigerator
- Masterpiece Handle Design

Performance

- Electronic controls for precise temperature management
- FlexTemp® Drawer optimized for fish, meat and produce
- Crisper Drawers
- Gallon door bins
- Frameless glass shelves
- Height adjustable glass shelves
- All metal freezer baskets
- SuperCool - Chills food quickly
- Filtered ice-maker
- Sabbath mode
- Door open alarm
- NO_FEATURE Cu. Ft.



Frequency (Hz)	60
Approval certificates	CSA, UL
Energy consumption (kWh/yr)	657.00
Net weight (lbs)	575
Gross weight (lbs)	637
Refrigerator gross capacity (cu.ft.)	19
Freezer gross capacity (cu.ft.)	11
Number of door bins - freezer	6
Number of shelves - freezer	3
Water filter replacement indicator	Yes
Reversible door hinge	No