

30" (76.2 cm) Wall-Mount Canopy Range Hood

PRODUCT MODEL NUMBERS

UXT4130 UXT4136

Electrical: A 120 volt, 60 Hz., AC only, 15-amp, fused electrical circuit is required.

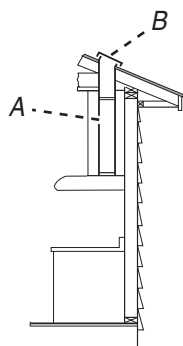
VENTING METHODS

NOTES:

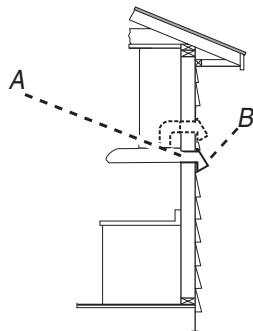
- Flexible vent is not recommended. Flexible vent creates both back pressure and air turbulence that greatly reduce performance.
- The vent system is optional for this model.

Vent system can terminate either through the roof or wall. Use 3¼" x 10" (8.3 x 25.4 cm) rectangular with a maximum vent length of 35 ft (10.7 m).

Top Venting



Wall Venting



A. 3¼" x 10" (8.3 x 25.4 cm) rectangular vent through the roof (purchased separately).

B. Roof cap with damper (purchased separately)

A. 3¼" x 10" (8.3 x 25.4 cm) rectangular vent through the wall or out the top (purchased separately).

B. Wall cap with damper (purchased separately)

Calculating Vent System Length

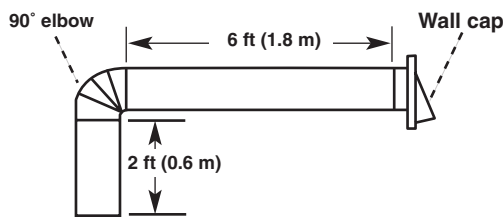
To calculate the length of the system you need, add the equivalent feet (meters) for each vent piece used in the system.

Vent System

Vent Piece

90° elbow	5.0 ft (1.5 m)	
3¼" x 10" (8.3 cm x 25.4 cm) flat elbow	12.0 ft (3.7 m)	
7" (17.8 cm) wall cap	0.0 ft (0.0 m)	
3¼" x 10" (8.3 cm x 25.4 cm) to 7" (17.8 cm)	4.5 ft (1.4 m)	
3¼" x 10" (8.3 cm x 25.4 cm) to 7" (17.8 cm) 90° elbow	5.0 ft (1.5 m)	

Example vent system

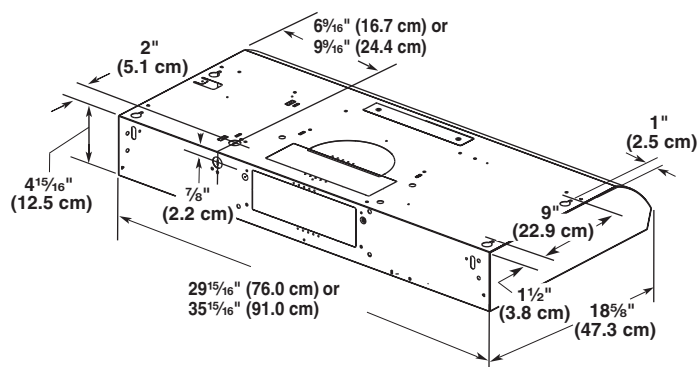


1 - 90° elbow	= 5.0 ft (1.5 m)
1 - wall cap	= 0.0 ft (0.0 m)
8 ft (2.4 m) straight	= 8.0 ft (2.4 m)
Length of system	= 13.0 ft (3.9 m)

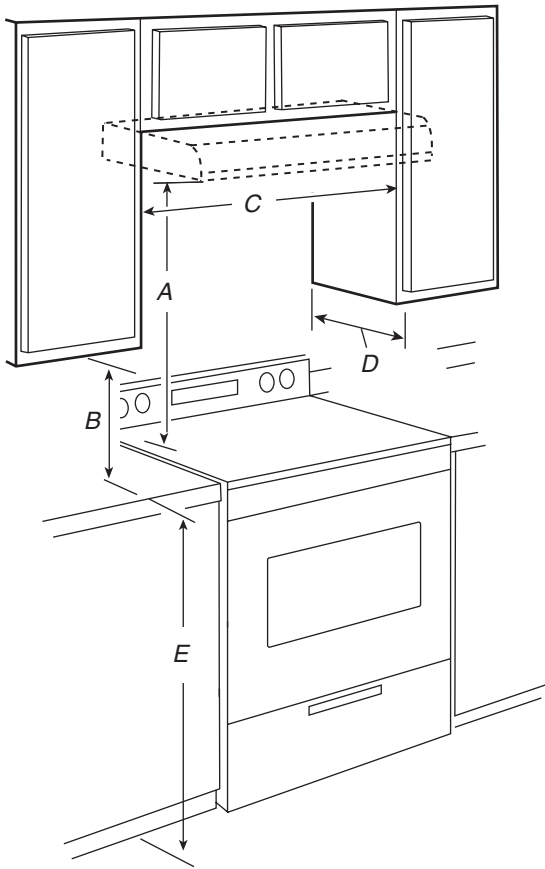
Maximum Recommended Length

3¼" x 10" (8.3 x 25.4 cm) Rectangular Vent	= 35 ft (10.7 m)
--	------------------

PRODUCT DIMENSIONS



INSTALLATION CLEARANCES



- A. 24" (61.0 cm) minimum distance from electric cooking surface.
24" (61.0 cm) minimum distance from gas cooking surface.
30" (76.2 cm) suggested maximum above the cooking surface.
- B. 18" (45.7 cm) minimum clearance - upper cabinet to countertop.
- C. 30" (76.2 cm) minimum cabinet opening width for 30" (76.2 cm) models and 36" (91.4 cm) minimum cabinet width for 36" (91.4 cm) models.
- D. 12" (30.5 cm) cabinet depth.
- E. 36" (91.4 cm) base cabinet height.