

Whirlpool® 30" Slide-in Electric Range

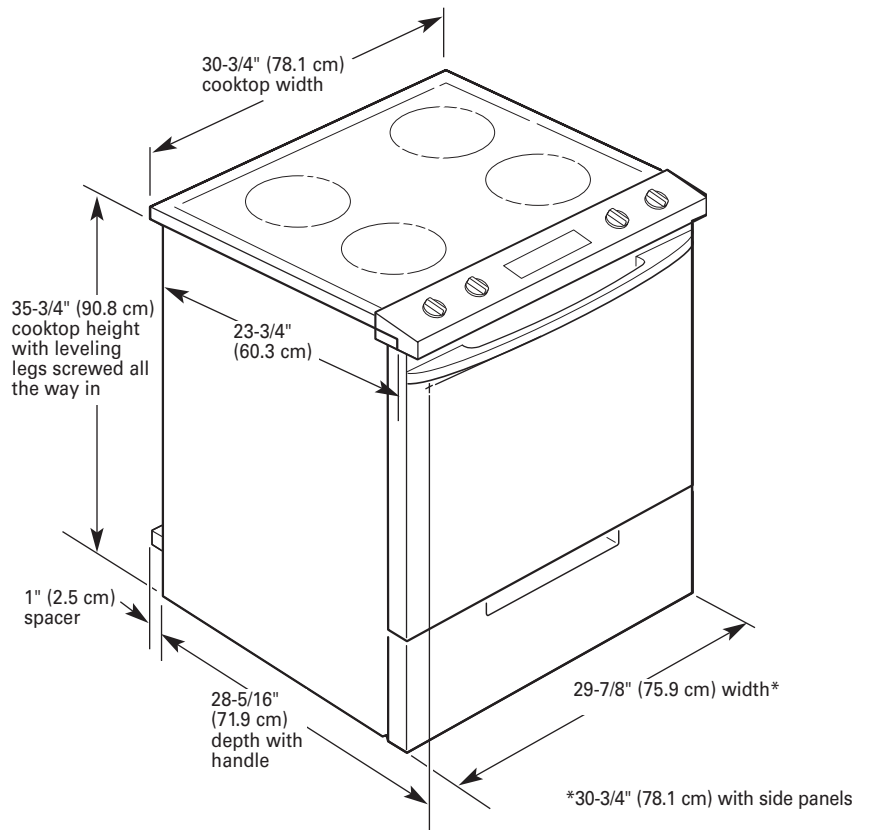
PRODUCT MODEL NUMBERS

GY397LXU
GY399LXU

Electrical: This range is manufactured with the neutral terminal connected to the cabinet. Use a 3-wire, UL listed, 40- or 50-amp power supply cord (pigtail) (see Range Rating chart below). If local codes do not permit ground through the neutral, use a 4-wire power supply cord rated at 250 volts, 40- or 50-amps and investigated for use with ranges. A time-delay fuse or circuit breaker is recommended. The model/serial rating plate is located on the oven frame behind the storage drawer panel.

Range Rating		Specified Rating of Power Supply Cord Kit and Circuit Protection
120/240 Volts	120/208 Volts	Amps
8.8 - 16.5 KW	7.8 - 12.5 KW	40 or 50
16.6 - 22.5 KW	12.6 - 18.5 KW	50

OVERALL DIMENSIONS



COUNTERTOP PREPERATION

The cooktop sides of the slide-in range fit over the cutout edge of your countertop.

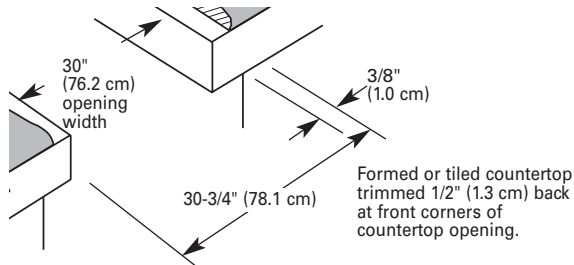
If you have a square finish (flat) countertop and the opening width is 30" (76.2 cm), no countertop preparation is required.

Formed front-edged countertops: Must have molded edge shaved flat 3/8" (1.0 cm) from each front corner of opening.

Tile countertops may need trim cut back 3/8" (1.0 cm) from each front corner and/or rounded edge flattened.

If countertop opening width is greater than 30" (76.2 cm), adjust the 3/8" (1.0 cm) dimension.

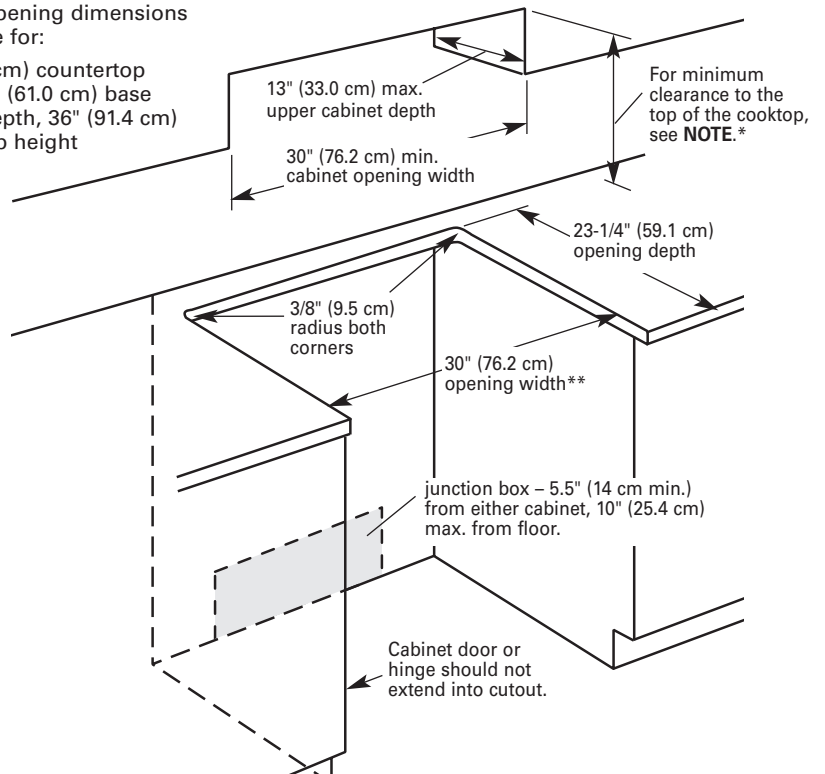
Countertop must be level. Place level on countertop, first side to side; then front to back. If countertop is not level, range will not be level. Oven must be level for satisfactory baking conditions.



CABINET OPENING DIMENSIONS

Cabinet opening dimensions shown are for:

25" (63.5 cm) countertop depth, 24" (61.0 cm) base cabinet depth, 36" (91.4 cm) countertop height



***NOTE:** 24" (61 cm) min. when bottom of wood or metal cabinet is protected by not less than 1/4" (6.4 mm) flame retardant millboard covered with not less than No. 28 MSG sheet steel, 0.015" (0.4 mm) stainless steel, 0.024" (0.6 mm) aluminum or 0.020" (0.5 mm) copper. 30" (76.2 cm) min. clearance between the top of the cooking platform and the bottom of an unprotected wood or metal cabinet.

**30-7/8" (78.4 cm) with side panels.