

SIMPLE. OPEN. HONEST. COOL.






TOP-FREEZER REFRIGERATOR SPEC GUIDE



A1RXNGFW

Amana[®]
LIFE.SIMPLIFIED.™

TOP-FREEZER

					
Capacity (cu. ft.)	A4TXNFWF/X	A6TXNWF/X	A8TCNWF/A	A8TXNWF/X	A8TXNGF/X
Capacity (cu. ft.)	14.4	15.9	17.6	17.6	17.6
Total shelf area (sq. ft.)	17.1	18.5	19.1	19.1	19.1
Reversible-swing doors	•	•	•	•	•
Up-front temperature control	•	•	•	•	•


REFRIGERATOR STORAGE FEATURES

Refrigerator capacity (cu. ft.)	10.6	12.0	13.5	13.5	13.5
Adjustable, full-width shelves	2 Wire	2 Wire	2 Wire	2 Wire	2 Spillsaver™ glass
Crisper drawers	2	1	1	1	2 Humidity controlled Garden Fresh™
Clear deli drawer					•
Fixed door shelves	2 Full-width 1 Half-width	2 Full-width 1 Half-width	2 Full-width 1 Half-width	2 Full-width 1 Half-width	2 Full-width 1 Half-width
Gallon door storage		•	•	•	•
Dairy center	Covered	•	•	•	Covered
Interior light	•	•	•	•	•

FREEZER STORAGE FEATURES

Freezer capacity (cu. ft.)	3.8	3.9	4.1	4.1	4.1
Freezer shelf	1 Half-width wire	1 Half-width wire		1 Half-width wire	1 Full-width wire
Full-width freezer door shelves	2	2	2	2	2
Automatic ice maker	Optional kit ECKMF94	Optional kit ECKMF94	Optional kit ECKMF94	Optional kit ECKMF94	Optional kit ECKMF94
Colors	W / Q (For Bisque order, A4TXNWF/XQ)	W	W	W / B	W
Door style/finish	Flat /textured	Flat /textured	Flat /textured	Flat /textured	Flat /textured
Handle type	Standard	Standard	Integrated	Standard	Standard
Dimensions (H x W x D)	62¾" x 28" x 31½"	65¾" x 28" x 32¾"	67¾" x 28" x 32¾"	67¾" x 28" x 32¾"	67¾" x 28" x 32¾"
Depth with door at 90°	57"	57"	57"	57"	57"

COLORS



W
White doors
and cabinet
with White trim



Q
Bisque doors
and cabinet
with Bisque
trim



B
Black doors
and cabinet
with Black trim



S
Stainless Steel
doors with
Black cabinet
and trim



D
Silver doors
with Black
cabinet
and trim



E
White dry-erase
doors with
White cabinet
and trim



CONTOURED DOORS

Open left, open right—with reversible swing doors, the choice is yours. We've also integrated the handles, hidden the hinges and rounded the edges for a sweet, seamless look.



UP-FRONT TEMPERATURE CONTROL

Keep it cool with controls that make it easy to adjust refrigerator and freezer temperatures.



SPILLSAVER™ GLASS SHELVES

Finally, you can stop crying over spilled juice. These shelves help keep the problem contained—and can be adjusted to meet your storage needs.



A8RXNGMW



A8RXNGFX



A9RXNGFY



A1RXNGFY

TOP-FREEZER

Capacity (cu. ft.)	17.6	17.6	18.5	21.1
Total shelf area (sq. ft.)	18.7	18.7	23.1	25.4
Reversible-swing doors	•	•	•	•
Up-front temperature control	•	•	•	•

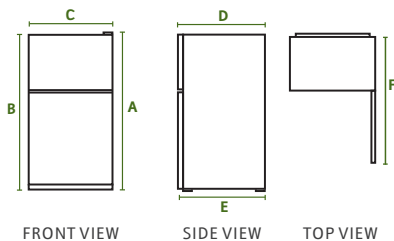
REFRIGERATOR STORAGE FEATURES

Refrigerator capacity (cu. ft.)	13.5	13.5	13.4	15.1
Adjustable, full-width shelves	2 Spillsaver™ glass	2 Spillsaver™ glass	2 Spillsaver™ glass	2 Spillsaver™ glass
Crisper drawers	2 Humidity controlled Garden Fresh™	2 Humidity controlled Garden Fresh™	2 Humidity controlled Garden Fresh™	2 Humidity controlled Garden Fresh™
Clear deli drawer	•	•	•	•
Quench Essentials™ door bin			•	•
Adjustable door bins			3 Opaque	3 Opaque
Fixed door shelves	2 Full-width 1 Half-width	2 Full-width 1 Half-width	1 Full-width	1 Full-width
Gallon door storage	•	•	•	•
Covered dairy center	•	•	•	•
Interior light	•	•	•	•

FREEZER STORAGE FEATURES

Freezer capacity (cu. ft.)	4.1	4.1	5.1	5.7
Freezer shelf	1 Full-width wire	1 Full-width wire	1 Full-width wire	1 Full-width wire
Full-width freezer door shelves	2	2	2	2
Automatic ice maker	Factory-installed	Optional kit ECKMF94	Optional kit ECKMF94	Optional kit ECKMF94
Colors	E	D	W / B / S	W / B / S
Door style/finish	Contoured/smooth	Contoured/smooth	Contoured/smooth	Contoured/smooth
Handle type	Integrated	Integrated	Integrated	Integrated
Dimensions (H x W x D)	68" x 28" x 30 1/8"	68" x 28" x 30 1/8"	66 1/2" x 29 1/2" x 32 3/8"	66 1/2" x 32 1/2" x 32 1/2"
Depth with door at 90°	54 3/4"	54 3/4"	59 1/4"	62 1/4"

DIMENSIONS



GARDEN FRESH™ CRISPER DRAWERS

Make that just-picked flavor last. Humidity controlled crisper drawers help keep fruits and veggies fresh for longer.



QUENCH ESSENTIALS™ DOOR BIN

This bin keeps beverages cold, secure and easy to grab. With room for soda cans or a bottle of wine, your favorite beverage is always close at hand.



ENERGY EFFICIENT

Save money on monthly utility bills. Replacing a non-qualified model with an ENERGY STAR® qualified one can cut energy bills by \$165 over the lifetime of the refrigerator.*

*Source: www.energystar.gov



amana.com

®Registered trademark/™Trademark of Maytag Properties, LLC or its related companies. ©2012. All rights reserved. AMR12841