

# AMERICAN RANGE

PROFESSIONAL QUALITY COOKING EQUIPMENT

## PERFORMER SERIES

24", 30", 36", 48" and 60" Slide-In Cooktops with Open Gas Burners



AROBSC244



AROBSC304



AROBSC366



AROBSC486GD



AROBSC660GDGR

(All shown with optional 4" riser)

DESIGN



CLASS



FUNCTION

DESIGNED & BUILT IN USA  
PROFESSIONAL COOKING EQUIPMENT

# PERFORMER RESIDENTIAL GAS SLIDE IN COOKTOPS

## COOK TOP FEATURES

- 3 sizes of burners to serve your everyday needs: 25,000 BTU (lg), 18,000 BTU (med), 12,000 BTU (sm)
- Stainless Steel Island Back Trim included & installed
- Continuous commercial-grade cast iron grates allow for easy transfer of pots and pans across the cooking surface
- True commercial lift-off burners deliver exceptional performance at every power level and provide for easy cleaning
- Variable infinite flame settings for all open burners
- Porcelainized burner pans catch spills and lift out for easy cleaning
- Slide-out Stainless Steel tray catches spills
- Analog controls provide easy, push and turn operation ensuring child safety
- Heavy duty metal die-cast black satin knobs with chrome bezels
- Automatic, electronic ignition with fail-safe system ensures re-ignition in the event the flame goes out, even on the lowest burner setting

## TECHNICAL SPECIFICATIONS

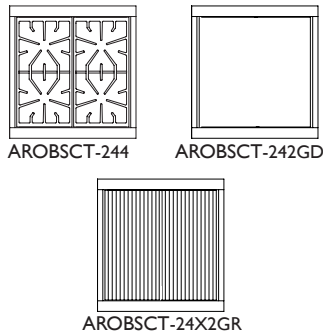
Surface Burner Rating	25,000 BTU (lg)	18,000 BTU (md)	12,000 BTU (sm)
Total Gas Connection Rating per model #	AROBST-244	80,000 BTU	4 burners
	AROBST-242GD	40,000 BTU	dbl griddle
	AROBST-24X2GR	36,000 BTU	dbl grill
	AROBST-430	80,000 BTU	4 burners
	AROBST-636	123,000 BTU	6 burners
	AROBST-436GD	100,000 BTU	4 burners, griddle
	AROBST-436GR	98,000 BTU	4 burners, grill
	AROBST-848	166,000 BTU	8 burners
	AROBST-648GD	143,000 BTU	6 burners, griddle
	AROBST-448X2GR	116,000 BTU	4 burners, dbl grills
	AROBST-448GDGR	118,000 BTU	4 burners, griddle, grill
	AROBST-4482GD	120,000 BTU	4 burners, dbl grill
	AROBST-648GR	141,000 BTU	4 burners, grill
AROBST-660GDGR	161,000 BTU	6 burners, griddle, grill	
AROBST-6602GD	163,000 BTU	6 burners, dbl griddle	
AROBST-660X2GR	159,000 BTU	6 burners, dbl grill	
Gas Supply	7" W.C. Natural, 11" W.C. Propane		
Electrical Supply	120 VAC 15 AMP 60 Hz Single Phase		
Shipping Weight	80 Lbs.		

## ACCESSORIES & OPTIONS

Accessories	Model - AROBST-244	AROBST-304	AROBST-366	AROBST-486	AROBST-6062
1" Standard Fabricated Island Back	ARR-24SIB-P	ARR-30SIB-P	ARR-36SIB-P	ARR-48SIB-P	ARR-60SIB-P
1" Welded Island Back	ARR-24IB-P	ARR-30IB-P	ARR-36IB-P	ARR-48IB-P	ARR-60IB-P
4" Stub Back	ARR-244SB-P	ARR-304SB-P	ARR-364SB-P	ARR-484SB-P	ARR-604SB-P
20" High Back with Shelf	ARR-242IHBS-P	ARR-302IHBS-P	ARR-362IHBS-P	ARR-482IHBS-P	ARR-602IHBS-P
12" Griddle Cover	ARR-GDCOV24-P	N/A	ARR-GDCOV12-S-P	ARR-GDCOV12-S-P	ARR-GDCOV12-S-P
12" Grill Cover	ARR-GRCOV24-P	N/A	ARR-GRCOV12-P	ARR-GRCOV12-P	ARR-GRCOV12-P
12" Removable Heavy Duty Griddle Plate	N/A	ARR-PGP12-P	APR-PGP12-P	APR-PGP12-P	APR-PGP12-P
24" Removable Heavy Duty Griddle Plate	ARR-PGP24-P	N/A	APR-PGP24-P	APR-PGP24-P	APR-PGP24-P
24" Griddle Cover	N/A	N/A	ARR-CUTB-12-P	ARR-GDCOV24-S-P	ARR-GDCOV24-P
24" Grill Cover	N/A	N/A	N/A	ARR-GRCOV24-P	ARR-GRCOV24-P
12" Cutting Board	ARR-CUTB-12-P	ARR-CUTB-12-P	ARR-CUTB-12-P	ARR-CUTB-12-P	ARR-CUTB-12-P
11" Mirror Chrome Flat Griddle Plate	N/A	N/A	MC11-FS-P	MC11-FS-P	MC11-FS-P
11" Mirror Chrome Grooved Griddle Plate	N/A	N/A	MC11-GG-P	MC11-GG-P	MC11-GG-P
22" Mirror Chrome Flat Griddle Plate	N/A	N/A	N/A	MC22-FS-P	MC22-FS-P
22" Mirror Chrome Left Flat & Right Grooved Griddle Plate	N/A	N/A	N/A	MC22-HG-P	MC22-HG-P
22" Mirror Chrome Grooved Griddle Plate	N/A	N/A	N/A	MC22-GG-P	MC22-GG-P
22" Mirror Chrome Griddle Plate w/ Flavor Separator at Center	N/A	N/A	N/A	MC22-SP-P	MC22-SP-P
Wok Adapter for Burner Grate	ARR-WOK-P	ARR-WOK-P	ARR-WOK-P	ARR-WOK-P	ARR-WOK-P

**N** = Natural Gas    Must ship from factory with proper gas type  
**L** = LP Gas        Must provide **N** or **L** after model number for type of gas needed.  
**Example: ARR-304-DF-L** represents unit to be built for **LP** gas.  
**Note:** Must specify elevation if over 1000 ft when ordering.

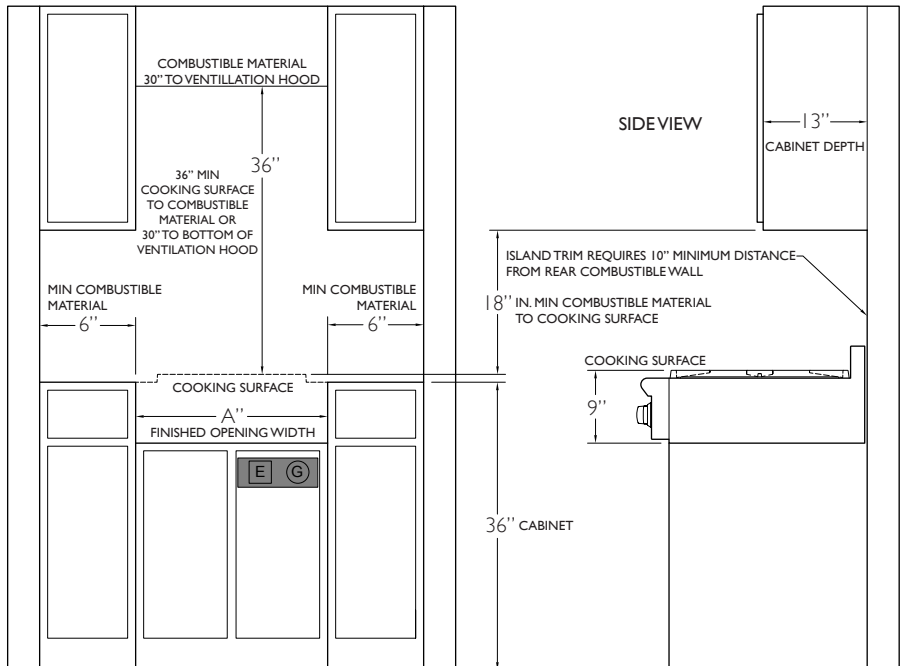
SCALE: NOT TO SCALE



ELECTRICAL OUTLET-STANDARD 3 PRONG 120V ALLOW FOR SHUT OFF VALVE AT GAS OUTLET ISLAND PENINSULA INSTALLATIONS REQUIRE A 10" MINIMUM CLEARANCE FROM BACK OF RANGE TO A COMBUSTIBLE SURFACE NO SIDE WALL ABOVE COOKING SURFACE

SIZE	"A" DIMENSION
24"	24"
30"	30"
36"	36"
48"	48"
60"	60"

FRONT VIEW




**(E)** RECOMMENDED LOCATION OF GAS AND ELECTRICAL SUPPLY  
 ISLAND OR PENINSULA INSTALLATIONS 10" MINIMUM CLEARANCE FROM BACK OF RANGE TO COMBUSTIBLE SURFACE  
 ISLAND TRIM 0 IN. CLEARANCE TO NON COMBUSTIBLE SURFACE  
 NO SIDE WALL ABOVE COOKING SURFACE

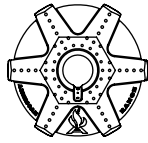
# PERFORMER RESIDENTIAL GAS SLIDE IN COOKTOPS

## BURNER CONFIGURATIONS


● 25,000 BTU (lg) ● 18,000 BTU (md) ● 12,000 BTU (sm)



LARGE




MEDIUM




SMALL


\* On LP gas units, the small burner uses a "medium" burner head. However, it is configured to run at "small" 12,000 BTU levels, so simmer performance is the same as Natural Gas units.




AROBST-244




AROBST-242GD



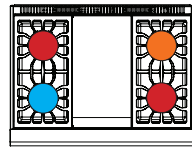
AROBST-24X2GR




AROBST-430




AROBST-636




AROBST-436GD



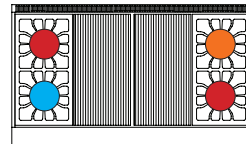
AROBST-436GR



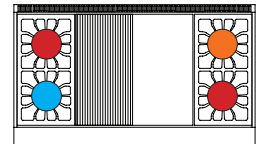
AROBST-848



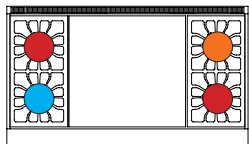
AROBST-648GD




AROBST-448X2GR



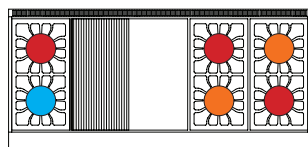
AROBST-448GDGR



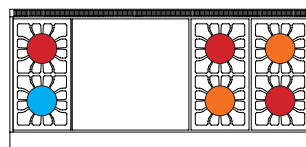
AROBST-4482GD



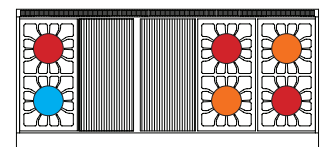
AROBST-648GR



AROBST-660GDGR



AROBST-6602GD



AROBST-660X2GR