

KT36XT

36" T-SHAPE WALLMOUNTED HOOD STAINLESS STEEL



Complete your Bertazzoni kitchen with this elegant ventilation solution

Choose among 4 extraction airflow speeds, reaching a maximum flow performance of 600 CFM (cubic feet per minute).

Easily throttle down airflow to 295 or 395 CFM with the digital airflow reducer

Enjoy the ultra-quiet performance rated at 2.5 sones (lowest setting)

Easily control all hood functions with the electronic controls or the included ADA-compliant remote control.

Enjoy powerful illumination of the cooking surface with 2 long-lasting and bright LED lights, which also don't create additional heat and are energy efficient.

Filter out odors and grease with the elegant yet practical European baffle filters, which can be easily cleaned periodically in the dishwasher.

The hood comes standard for venting outside the kitchen, but can be easily modified for recirculation by installing the optional charcoal filters.

Duct cover extension available for installation in kitchens with tall ceiling.

Designed and manufactured with pride in Italy.

Industry leading 2 years parts and labor warranty.

PRODUCT FEATURES

Size	36"
Hood type	Wall mount
Hood finish	Stainless steel
Motor	1
Speed	3 + Booster
Hood control	Electronic with buttons
Remote control	Included
Lights	2 LED
Filters type	Stainless steel mesh
Extraction power	600 CFM
Sound rating	2.5 - 9.5 Sones
Recirculation	Yes
Duct cover	Included
Duct size	6" diameter

TECHNICAL SPECIFICATIONS

Electrical supply	110-120 V 60 HZ - 392 W 15 Amp
Power connection	NEMA 5-15P with 59" power cord
Certification	ADA Compliant, CEC, UL
Warranty	2 years parts & labor
Packaging dimensions and weight	W 38 1/4" H 23 3/4" D 16 5/16" 38.58 lbs

OPTIONAL ACCESSORIES

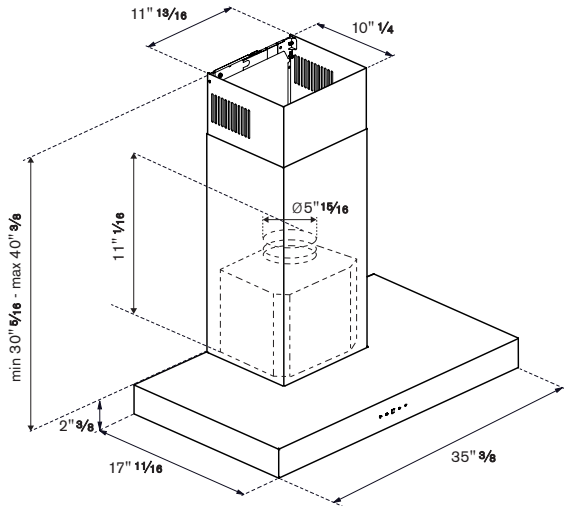
901582	Baffle Filter for KT
901583	Duct cover installation up to 10'
901497	Kit Carbon Filter for hoods model KT/KTI/KND

KT36XT

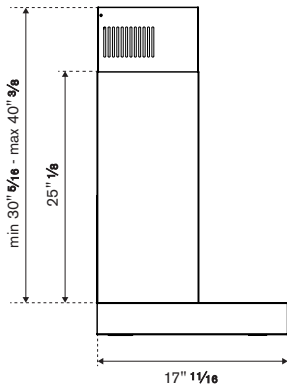
36" T-SHAPE WALLMOUNTED HOOD
STAINLESS STEEL



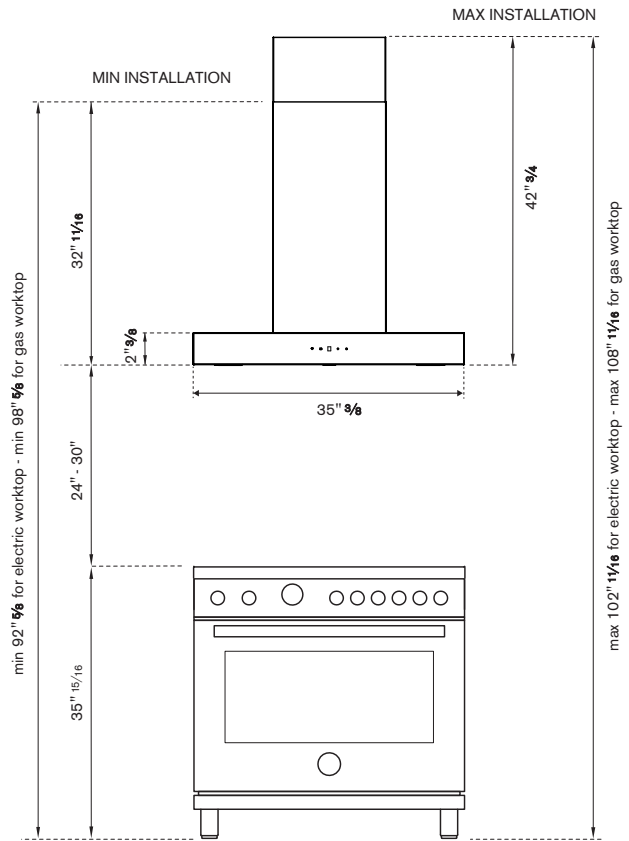
PRODUCT DIMENSIONS



SIDE VIEW



PRODUCT INSTALLATION



Hood Clearance

Recommended height above cooking surface:
min 24" for electric worktop
min 30" for gas worktop

ELECTRICAL CONNECTION

The Power Supply Cord and plug must be connected to a separate 120 Volt AC 60 Hz, 15 Amp or more branch circuit, single grounded receptacle. The cord has a 3-pronged plug and must be installed into an outlet that is properly grounded. The electrical receptacle must be within the minimum cord length of 59".

WHEN USING 3-PRONGED PLUG

