

KIN36XV

36 INSERT HOOD, 1 MOTOR 560 CFM



Complete your Bertazzoni kitchen with this practical ventilation insert.

Choose among 4 extraction airflow speeds, reaching a maximum flow performance of 560 CFM (cubic feet per minute).

Easily throttle down airflow to 295 or 395 CFM with the digital airflow reducer

Enjoy the ultra-quiet performance rated at 1.5 sones (lowest setting)

Easily control all hood functions with the electronic controls or the optional ADA-compliant remote control.

Enjoy powerful illumination of the cooking surface with 2 long-lasting and bright LED lights, which also don't create additional heat and are energy efficient.

Filter out odors and grease with the aluminum mesh filters, which can be easily cleaned periodically in the dishwasher.

The hood comes standard for venting outside the kitchen, but can be easily modified for recirculation by installing the optional charcoal filters.

Designed and manufactured with pride in Italy.

Industry leading 2 years parts and labor warranty.

PRODUCT FEATURES

Size	36"
Hood type	Built-In
Hood finish	Stainless steel
Motor	1
Speed	3 + Booster
Hood control	Electronic with buttons
Lights	2 LED
Filters type	Aluminum mesh
Extraction power	560 CFM
Sound Level (min)	1.5 Sones
Recirculation	Yes
Duct cover	Not applicable
Duct size	6" diameter

TECHNICAL SPECIFICATIONS

Electrical supply	110 V 60 HZ - 410 W 3.3 Amp
Power connection	NEMA 5-15P with 59" power cord
Certification	CEC,UL
Warranty	2 years parts & labor
Packaging dimensions and weight	W 38 9/16" H 14 3/8" D 16 6/8" 31.53 lbs

OPTIONAL ACCESSORIES

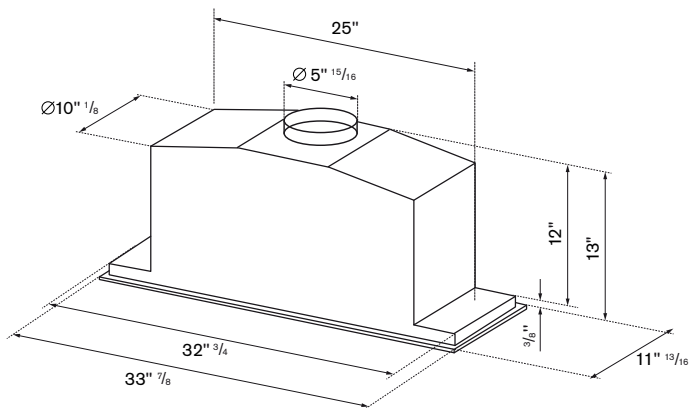
901531	Charcoal filters
901532	Durable charcoal filters
901575	Remote Control

KIN36XV

36 INSERT HOOD, 1 MOTOR 560 CFM

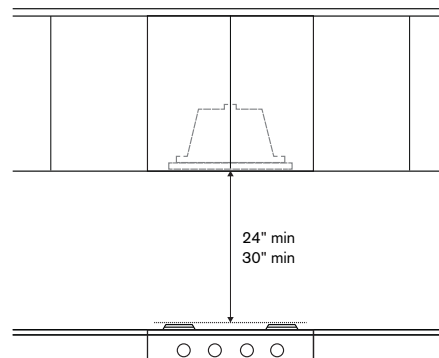


DIMENSIONS

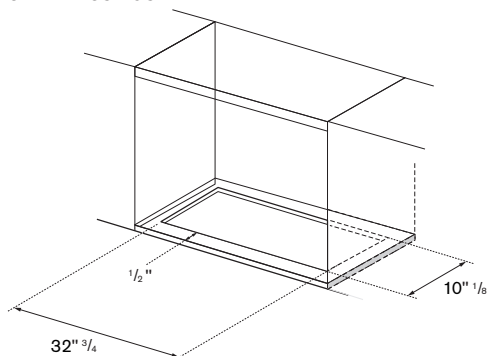


HOOD CLEARANCE

Recommended height above cooking surface
Min 24" for induction/electric worktop
Min 30" for gas worktop



CABINET CUT-OUT



ELECTRICAL CONNECTION

The Power Supply Cord and plug must be connected to a separate 120 Volt AC 60 Hz, 15 Amp or more branch circuit, single grounded receptacle. The cord has a 3-pronged plug and must be installed into an outlet that is properly grounded. The electrical receptacle must be within the minimum cord length of 59".

WHEN USING 3-PRONGED PLUG

