

MAST365IRTXT

36" 5 INDUCTION ZONES RANGETOP

STAINLESS STEEL



Bring Italian design and precision into your kitchen with the Bertazzoni signature counter-depth rangetop, designed to install flush with surrounding countertops and cabinets.

Cook like a pro on the 5 induction zones, spaciouly laid out to accommodate pots of different sizes,

Crank up the heat using the powerful induction booster function that delivers 3700 Watts of power.

Precisely control the heat of each area using the metal knobs with feedback on the below glass digital display, which includes a residual heat indicator.

Conveniently bridge the 2 right-side areas to accommodate extra large cookware and griddles.

Clean the ceran surface in no time after cooking.

Designed and manufactured with pride in Italy.

Industry leading 2 years parts and labor warranty.

PRODUCT FEATURES

Maintop	5 induction zones
---------	-------------------

Heating zone power	Front Left 6" 1400W (2200 W booster) Back Left 9" 2300W (3700 W booster) Center 9" 2300W (3700 W booster) Front Right 9" 2100W (3700 W booster) Back Right 9" 2100W (3700 W booster)
--------------------	--

Controls	Metal Knobs
Bridge Function	Yes
Residual heat indicator	Yes

TECHNICAL SPECIFICATIONS

Electrical supply	208 V , 60 Hz - 10000 W 240 V 60 HZ - 11500 W 50 Amp dedicated circuit
Power connection	Hardwired with 59" power cord
Certification	cULus
Packaging dimensions and weight	W 40" H 12 3/8" D 30 1/8" 75.0 lbs

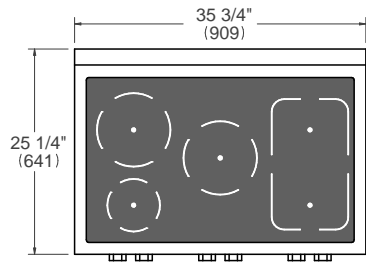
MAST365IRTXT

36" 5 INDUCTION ZONES RANGETOP
STAINLESS STEEL

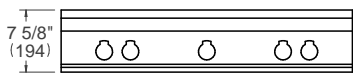


PRODUCT DIMENSIONS

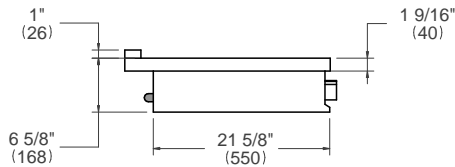
TOP VIEW



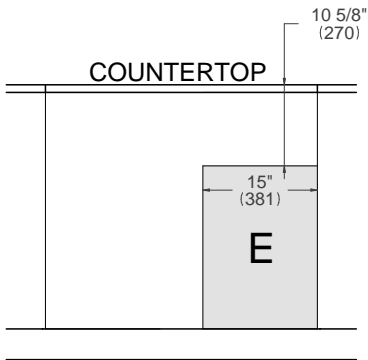
FRONT VIEW



SIDE VIEW



ELECTRICAL CONNECTION



E A properly-grounded, horizontally-mounted electrical outlet should be installed according to this drawing.

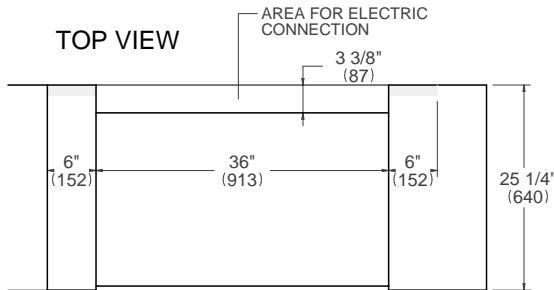
INSTALLATION REQUIREMENTS

Combustible material cannot be installed within shaded area.


For installation with an updraft or downdraft hood as well as any OTR, refer to the hood/OTR manufacturer's installation requirements.

CUTOUT DIMENSIONS

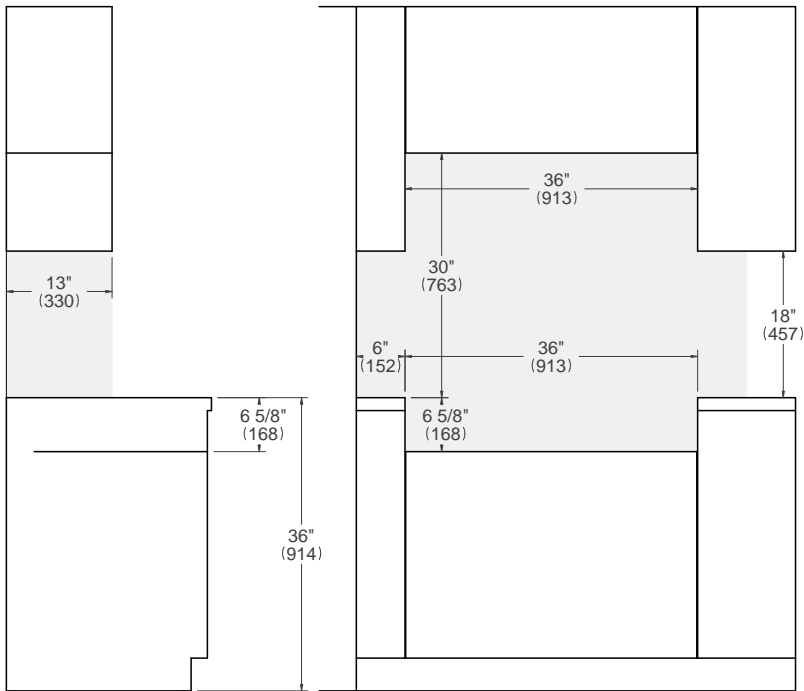
TOP VIEW



SIDE VIEW



FRONT VIEW



For installation of multiple products in combination, refer to the Design Guide at us.bertazzoni.com or ca.bertazzoni.com