

**30 INCH GAS SLIDE-IN RANGE****BGR30522SS/ BGR30522CSS****Industry Leading
Oven Capacity 5.7 cu.ft.**

Blomberg features the largest oven capacity available in a 30-inch range, with 5.7 cu. ft. of cooking space to accommodate everything from holiday roasts to full-size commercial baking sheets.

**Extra-Large
Cooking Zone**

Blomberg ranges offer more than a beautiful appearance and the benefit of effortless cleanup. They feature the versatile advantage of allowing you to create an extra-large, 12" cooking zone for fast, efficient cooking in oversize pots and pans of any shape.

**Cool Touch Oven Door**

Blomberg ranges feature cool-touch glass on the oven door to prevent accidental burns and safely protect those small, curious fingers tempted to point out the cookie they want first!

**GENERAL**

Type	Slide-in
Size	30"
Finish	Stainless Steel
Control Type	Knob Control
Cooktop Control Type	Knob Control
Burner Color	Black
Knob Color	Stainless Steel
Fuel Type	Natural Gas

FUNCTIONS

Cooking Functions	5
Bake	Yes
Convection Bake	Yes
Broil	Yes
Convection Roast	Yes
Self Clean	Yes
Sabbath Mode	Yes

FEATURES

Convection Type	True European Convection
Oven Enamel Color	Black
Interior Illumination	2 x Halogen Lights
Oven Rack Positions	6
Preheat Indicator Light and Signal	Yes
Adjustable Feet	Yes
Drawer type	Storage Drawer
Oven Glass Window	O Shaped Metal + Glass
Door Cooling System	Cool Door - 4 Pane Heat Resistant Glass (Fixed)

COOKTOP

Burner Configuration	5 Gas
Front Left	12,500 BTU
Rear Left	8,000 BTU
Central (circular burner)	16,000 BTU
Front Right	12,500 BTU
Rear Right	8,000 BTU
Simmering	Yes
Pan Support Type	Cast Iron
Re-Ignition Gas Safety Device	Yes

ACCESSORIES

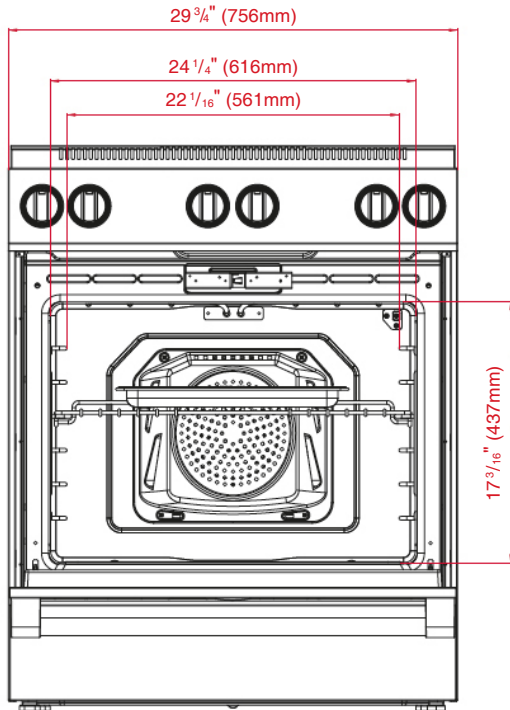
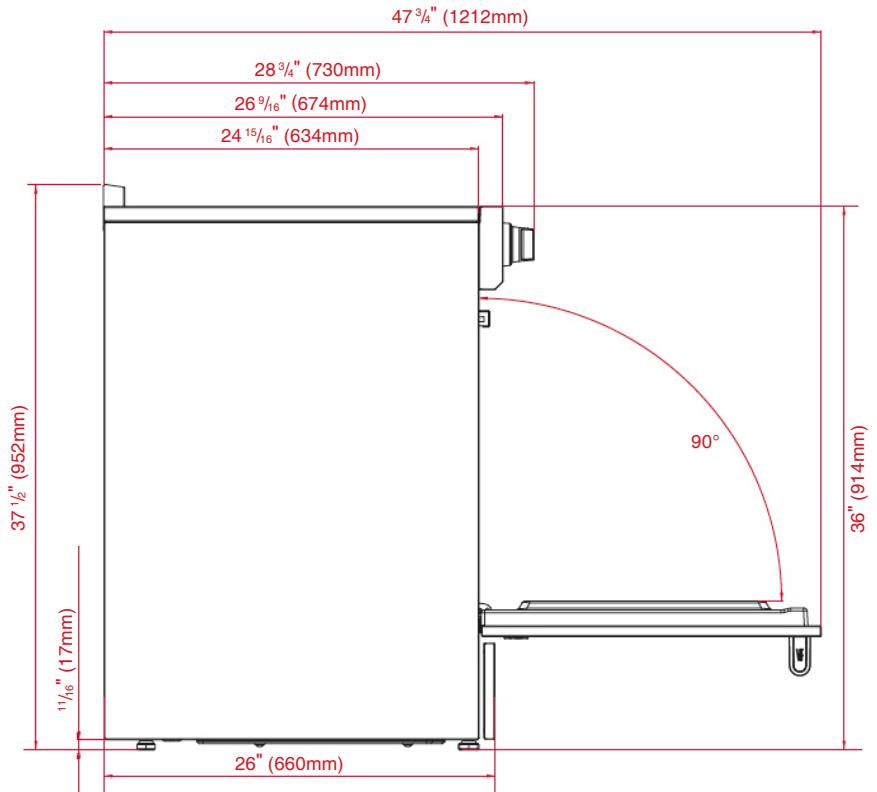
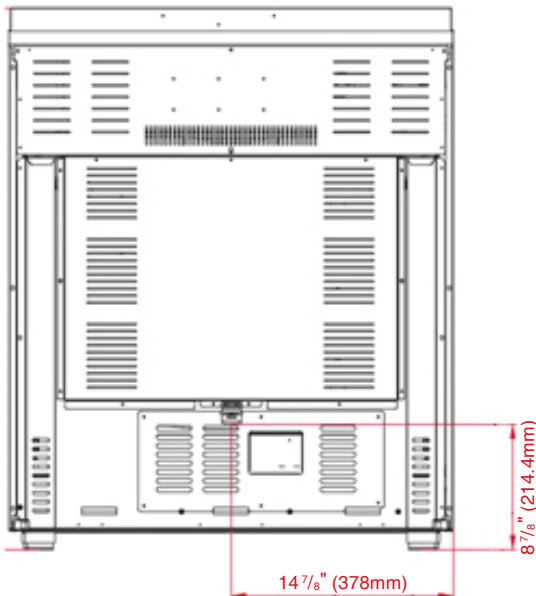
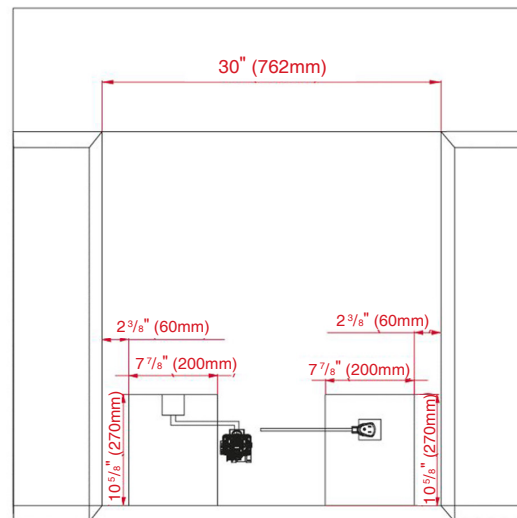
Chromed Wire Racks	2
Island Trim	Included
Anti-Tip Bracket	Yes
LP Conversion Kit	Included

POWER

Volts / Frequency	110–120 V, 60 Hz
Power Cord	4-prong NEMA power supply cord (Canadian Model_BGR30522CSS & USA Model BGR30522SS)
Plug Type	USA (Canadian Model_BGR30522CSS & USA Model BGR30522SS)
Oven Power Consumption	16,500 BTU
Broil Power Consumption	13,000 BTU

DIMENSIONS / WEIGHT

Required Cutout Dimensions - (H x W x D) Inches	36" x 30" x 25 1/2"
Product Dimensions - (H x W x D) Inches	36" x 29 3/4" x 28 3/4"
Product Dimensions - (H x W x D) cm	91.4 x 75.6 x 73 cm
Product Weight - lbs	275.6 lbs
Product Weight - kg	125 kg

**30 INCH GAS SLIDE-IN RANGE****BGR30522SS/ BGR30522CSS****Dimensions and Installation****Electrical****Cabinet**

NOTE TO THE INSTALLER: All height, width and depth dimensions are shown in inches (as well as metric). Beko US Inc. reserves the absolute and unrestricted right to change product materials and specifications, at any time, without notice. Please visit our website www.blombergappliances.com or call 888-352-2356 to verify the latest specifications with final dimensional data and other details prior to installation and making a cutout. Applicable product limited warranty information may be found in accompanying product materials or you may contact your account manager for further details. Proper installation is the responsibility of the installer. Product failure due to improper installation is not covered under the Limited Warranty.