

24" Recessed Handle Dishwasher

300 Series – White SHEM53Z32C



BOSCH
Invented for life



SHEM53Z32C
White

Also available in:

Stainless Steel SHEM53Z35C

The 3rd rack provides the perfect space for silverware and large utensils while its V shape leaves room below for taller items.

Features & Benefits

46 dBA: dishwasher runs quietly so your kitchen conversations aren't interrupted.

With PrecisionWash™, intelligent sensors and precision spray arms target every item of every load, so dishes come out sparkling clean every time.

The AquaStop Plus® premium leak protection system contains leaks through a precisely engineered tub and dual sensor system.

General Properties

| | |
|---------------------------------|---------------------|
| Number of wash cycles | 4 |
| Number of options | 3 |
| dBA | 46 |
| Third rack | Standard 3rd Rack |
| Rack adjustability | Rackmatic® |
| Tub material | Stainless Steel |
| Control type | Buttons |
| Concealed water heating element | Yes |
| Leak protection system | 24/7 AquaStop® Plus |
| Water softener | No |
| Five-level wash | Yes |
| ChildLock | Yes |
| Special features | Extra Dry Option |

Efficiency

| | |
|---------------------------------------|--------|
| Water usage per cycle | 3.5 |
| Energy efficiency class | Tier 1 |
| ENERGY STAR® qualified | Yes |
| Total annual energy consumption (kWh) | 269 |
| Total annual water consumption (g) | 623.5 |

Capacity

| | |
|--------------------------|----|
| Number of place settings | 15 |
|--------------------------|----|

Technical Details

| | |
|--|------------|
| Watts (W) | 1440 W |
| Current (A) | 12 Amps |
| Volts (V) | 120 V |
| Frequency (Hz) | 60 Hz |
| Power cord length - Install length from corner of unit | 67" 45" |
| Minimum water pressure (lb/sin) | 14 |
| Length outlet hose (in) | 74 3/4" |

Dimensions & Weight

| | |
|---|--------------------------------|
| Overall appliance dimensions (HxWxD) (in) | 34 1/16" x 23 9/16" x 22 9/16" |
| Required cutout size (HxWxD) (in) | 34 1/8" x 24" x 24" |
| Adjustable feet | Yes |
| Net weight (lbs) | 86 lbs |

Accessories—Optional

| | |
|--------------------------|------------|
| Junction Box | SMZPCJB1UC |
| Drain Hose Extension Kit | SGZ1010UC |
| Silverware Basket US Duo | SMZ4000UC |
| Dishwasher Accessory Kit | SMZ5000 |
| Edge Protector | SMZEP001UC |



Accessories: To purchase Bosch accessories, cleaners & parts please call 1-800-944-2904 (Mon to Fri 5 am to 6 pm PST, Sat 6 am to 3 pm PST).

Notes: All height, width and depth dimensions are shown in inches. BSH reserves the absolute and unrestricted right to change product materials and specifications, at any time, without notice. Consult the product's installation instructions for final dimensional data and other details prior to making cutout.

Warranties: Please see Use & Care manual or Bosch website for statement of limited warranty.

For more information on our entire line of products, go to www.bosch-home.ca or call 1-800-944-2904

© BSH Home Appliances Corporation. All rights reserved. Bosch is a registered trademark of Robert Bosch GmbH.

08/19 CA

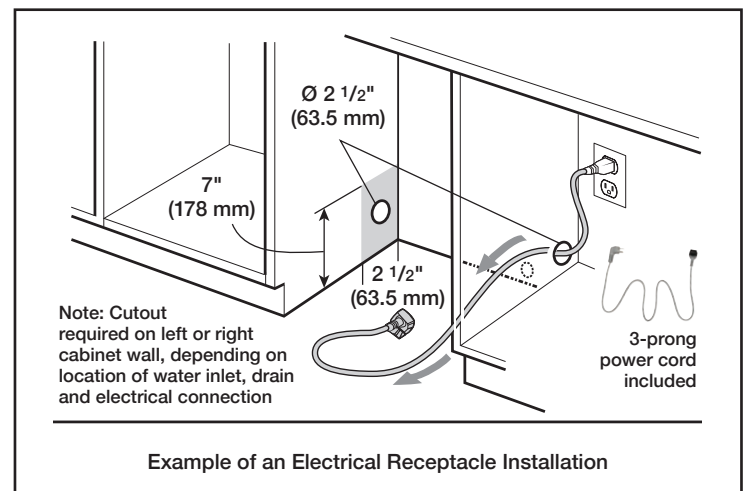
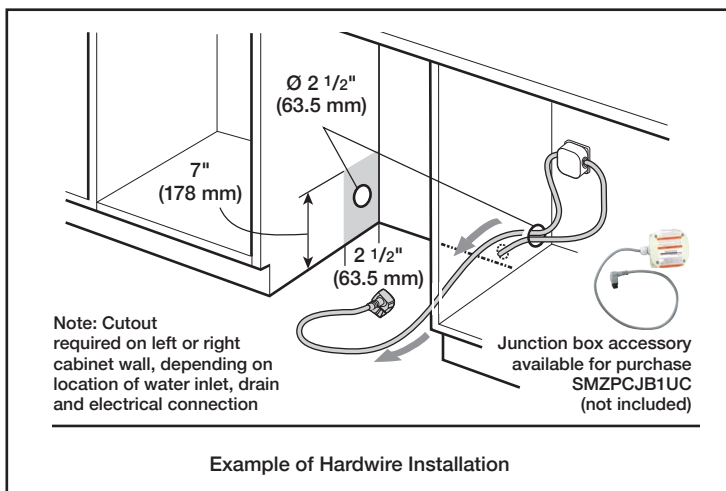
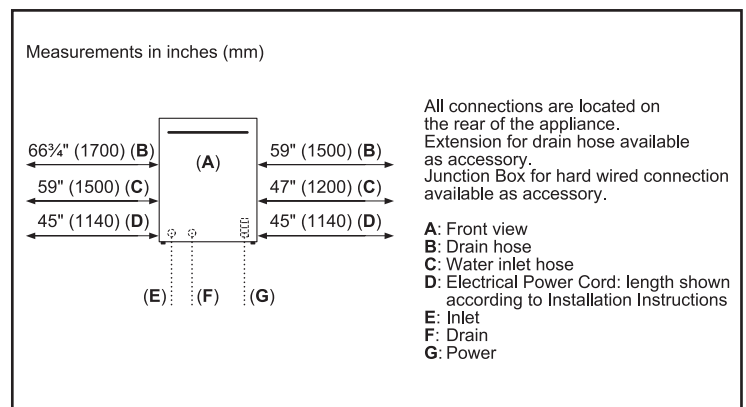
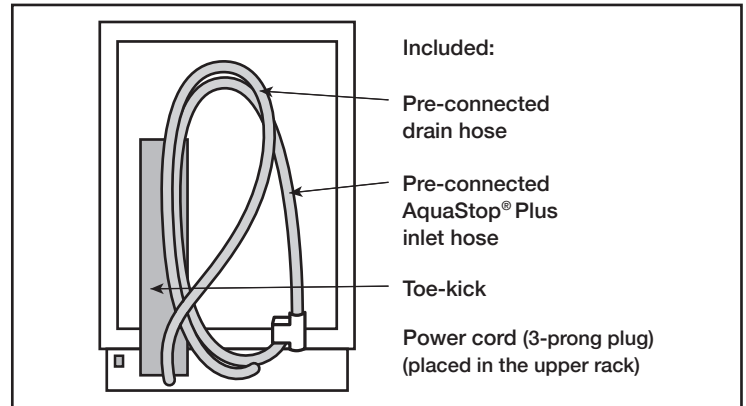
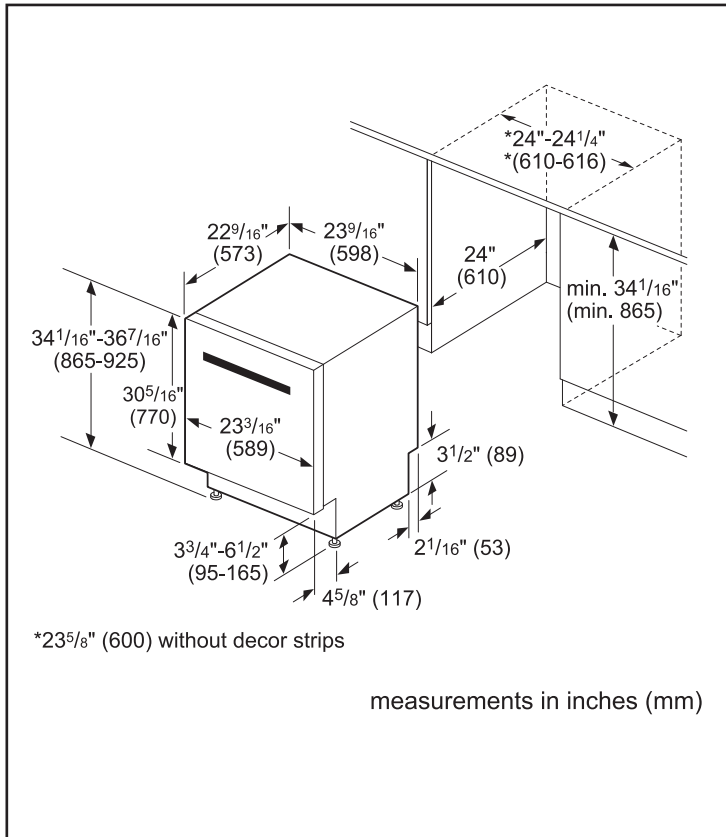
24" Recessed Handle Dishwasher

300 Series – White SHEM53Z32C



BOSCH
Invented for life

Installation Details



Accessories: To purchase Bosch accessories, cleaners & parts please call 1-800-944-2904 (Mon to Fri 5 am to 6 pm PST, Sat 6 am to 3 pm PST).

Notes: All height, width and depth dimensions are shown in inches. BSH reserves the absolute and unrestricted right to change product materials and specifications, at any time, without notice. Consult the product's installation instructions for final dimensional data and other details prior to making cutout.

Warranties: Please see Use & Care manual or Bosch website for statement of limited warranty.

For more information on our entire line of products, go to www.bosch-home.ca or call 1-800-944-2904

© BSH Home Appliances Corporation. All rights reserved. Bosch is a registered trademark of Robert Bosch GmbH.

08/19 CA

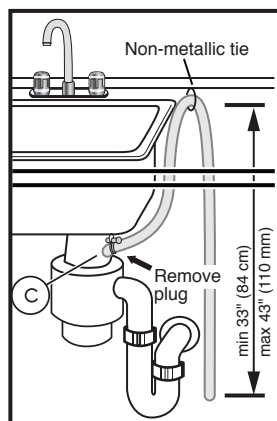
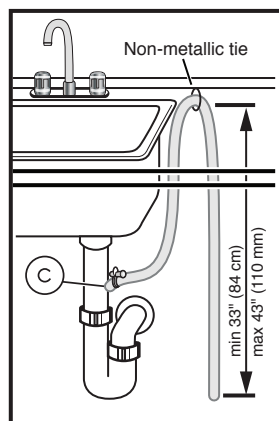
24" Recessed Handle Dishwasher

300 Series – White SHEM53Z32C



BOSCH
Invented for life

Installation Details



Note: Plumbing installations will vary - refer to local codes. Drain hose included is 75" (190 cm) and can be extended to a maximum of 151" (383 cm).

Always use the approved drain hose extension kit (SGZ1010UC).

Ensure a portion of the drain hose is raised between min. 33" (84 cm) and max. 43" (110 cm) above the cabinet floor.

Accessories: To purchase Bosch accessories, cleaners & parts please call 1-800-944-2904 (Mon to Fri 5 am to 6 pm PST, Sat 6 am to 3 pm PST).

Notes: All height, width and depth dimensions are shown in inches. BSH reserves the absolute and unrestricted right to change product materials and specifications, at any time, without notice. Consult the product's installation instructions for final dimensional data and other details prior to making cutout.

Warranties: Please see Use & Care manual or Bosch website for statement of limited warranty.

For more information on our entire line of products, go to www.bosch-home.ca or call 1-800-944-2904

© BSH Home Appliances Corporation. All rights reserved. Bosch is a registered trademark of Robert Bosch GmbH.

08/19 CA