


**500 Series, Induction Cooktop, 36",
Black
NIT5660UC**



**The 500 Series Induction Cooktop is Sleek
in Design and Offers Quick and Even
Cooking Results.**

- PreciseSelect® - direct cooking level selection.
- SpeedBoost® - adds even more power to speed up the cooking process.
- **ReStart:** if something boils over, the cooktop automatically turns itself off and saves the last selected setting.
- **Induction:** faster than gas and electric cooktops. Precise cooking, easy cleaning and more efficient.
- The smooth ceramic glass surface makes cooking and cleaning especially easy.

Technical Data

Sealed Burners : No

Burners with booster : All

Dimension of 1st heating element (in) : 7"

Power of heating element (W) : 1.8 kW

Dimension of 3rd heating element (in) : 7"

Power of 3rd heating element (W) : 1.8 kW



500 Series, Induction Cooktop, 36", Black NIT5660UC

The 500 Series Induction Cooktop is Sleek in Design and Offers Quick and Even Cooking Results.

Design

- 5 Induction Cooking Zones
- PreciseSelect® - Direct Cooking Level Selection (17 Settings)

Efficiency

- SpeedBoost® - Adds Even More Power to Speed Up the Cooking Process
- PotSense™ - Automatically Adjusts Cooking Element to the Size of the Pan Bottom

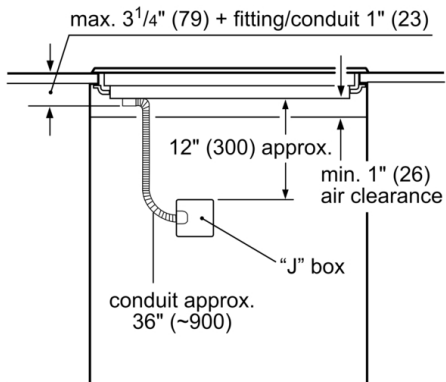
Convenience

- Use the Kitchen Timer to Measure Cooking Time or as a Reminder

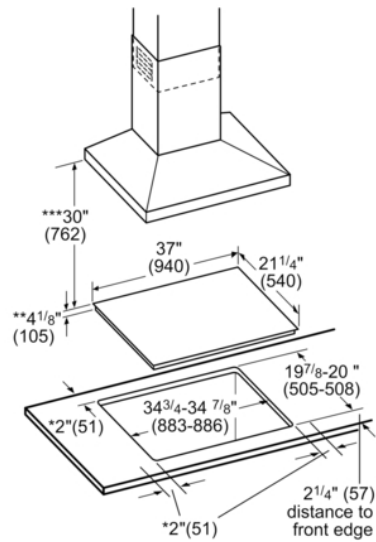
Safety

- ChildLock - Prevents the Cooktop from Being Accidentally Switched on. Locks Temperature Settings if in Use.
- Digital 2-Stage Residual Heat Indicator for Each Cooking Zone
- Wipe Protection - Quickly Pauses Settings to Clean as You Go

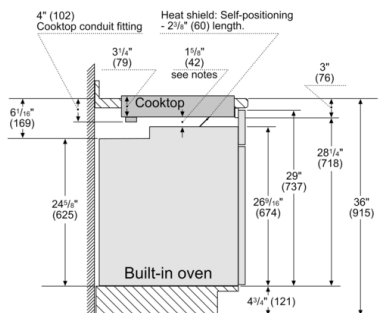
500 Series, Induction Cooktop, 36", Black NIT5660UC



Measurements in inches (mm)



30\" Built-in oven – under induction cooktop



Notes:

Dimensions based on standard countertop height (36\" with 4 1/4\" toe kick including base plate).

The built-in oven can be installed below the induction cooktop as long as there is a minimum 1\" (26) clearance between the bottom of the cooktop and the top of the oven.

measurements in inches (mm)

* Minimum distance from the hob cut-out
Measurements in inches (mm)

