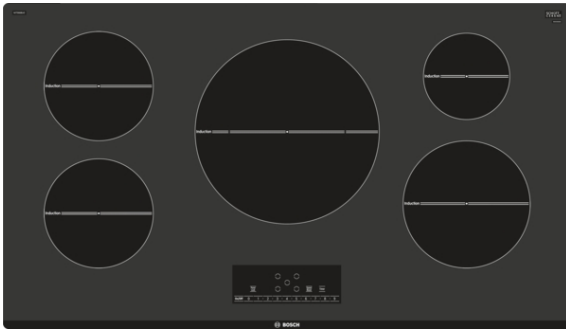


## Cooktops

### 36" Induction Cooktop 500 Series - Black NIT5668UC



### The 500 Series Induction Cooktop is Sleek in Design and Offers Quick and Even Cooking Results.

- Induction - Faster than Gas and Electric Cooktops. Precise Cooking, Easy Cleaning and More Efficient
- 12" Dual-Ring Center Cooking Zone for Large Pots and Pans
- 17 Power Levels for Each Cooking Zone
- Each Cooking Zone has an Independent Countdown Timer
- SpeedBoost® - Adds Even More Power to Speed Up the Cooking Process

#### Technical Data

Sealed Burners :	No
Burners with booster :	All
Dimension of 1st heating element (in) :	7"
Power of heating element (W) :	1.8
Dimension of 3rd heating element (in) :	7"
Power of 3rd heating element (W) :	1.8
UPC code :	825225925064
Variant color :	Black
Energy source :	Electric
Current (A) :	40
Volts (V) :	208-240
Frequency (Hz) :	60
Approval certificates :	CSA
Power cord length (in) :	37"
Power cord length (cm) :	96
Plug type :	no plug
Required cutout size (HxWxD) (mm) :	105 x 883-886 x 505-508
Minimum distance from counter front (in) :	2 1/4"
Minimum distance from rear wall (in) :	2"
Overall appliance dimensions (HxWxD) (in) :	5/16"+4 1/8" x 37" x 21 1/4"
Overall appliance dimensions (HxWxD) (mm) :	105 x 940 x 540
Product packaging dimensions (HxWxD) (in) :	7 1/16" x 42 1/8" x 26 5/8"
Net weight (lbs) :	53
Net weight (kg) :	24.0
Gross weight (lbs) :	62
Gross weight (kg) :	28.0
Total number of cooktop burners :	5

#### Optional accessories

- HEZ390210 : System pan Ø 15cm
- HEZ390220 : System pan Ø 19cm
- HEZ390230 : System pan diameter 21cm

## Cooktops

### **36" Induction Cooktop 500 Series - Black NIT5668UC**

**The 500 Series Induction Cooktop is Sleek in Design and Offers Quick and Even Cooking Results.**

---

#### **Efficiency**

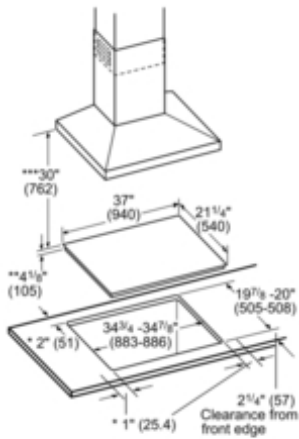
- PotSense™ - Automatically Adjusts Cooking Element to the Size of the Pan Bottom

#### **Convenience**

- ChildLock - Prevents the Cooktop from Being Accidentally Switched on. Locks Temperature Settings if in Use.
- SafeStart - Ensures that Element is Only Activated, if Suitable Cookware is in Position; no Activation When Other Metal Objects are Placed on Element

## Cooktops

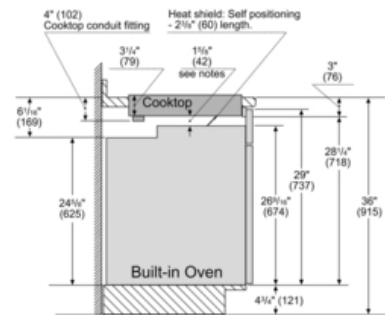
### 36" Induction Cooktop 500 Series - Black NIT5668UC



- \* Minimum clearance from the cooktop cutout to the wall
- \*\* Installed depth includes gap of 1" (26 mm) to the ventilation
- \*\*\* Minimum clearance between surface of the cooktop and lower edge of the exhaust hood.

measurements in inches (mm)

30" Built-in oven - under induction cooktop



Notes:

Dimensions based on standard countertop height (36" with 4 1/4" toe kick including base plate).

The built-in oven can be installed below the induction cooktop as long as there is a minimum 1" (26) clearance between the bottom of the cooktop and the top of the oven.

measurements in inches (mm)