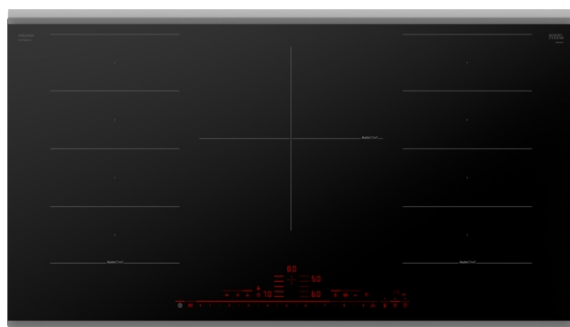


Benchmark®, Induction Cooktop, 36", Black NITP660SUC



FlexInduction® cooktop allows you to place your cookware wherever you want on the flexible cooking zone.

- **DirectSelect Premium:** Direct, simple selection of the desired cooking zone, power and additional functions.
- **FlexInduction®** - provides more flexibility by combining two cooking zones into one larger zone.
- **AutoChef®** - regulates temperatures continuously during frying and adjusts them precisely as needed.
- With **Home Connect®**, remotely monitor your cooktop to check if you inadvertently left it on.
- **PowerMove®** - divides FlexInduction® into 3 preset power level zone. Simply move the cookware to change the power level.

Technical Data

Sealed Burners : No

Burners with booster : All

Power of 2nd heating element (W) : 3.3 kW



Optional accessories

HEZ390210 : System pan diameter 15 cm

HEZ390220 : System pan diameter 19 cm

HEZ390230 : System pan diameter 21cm

HEZ390512 : Teppan Yaki (large)

Benchmark®, Induction Cooktop, 36", Black NITP660SUC

**FlexInduction® cooktop allows you to place
your cookware wherever you want on the
flexible cooking zone.**

Design

- 5 Induction Cooking Zones
- Front and Back Stainless Steel Strip for a Premium Look
- PreciseSelect® Premium - Direct Cooking Level Selection (17 Settings)
- Also Available as Frameless Option: NITP660UC

Efficiency

- SpeedBoost® - Adds Even More Power to Speed Up the Cooking Process
- ShortBoost - Ideal for Cooking With Oil, or Pans With Thin Walls or Non-Stick Coating
- PotSense™ - Automatically Adjusts Cooking Element to the Size of the Pan Bottom

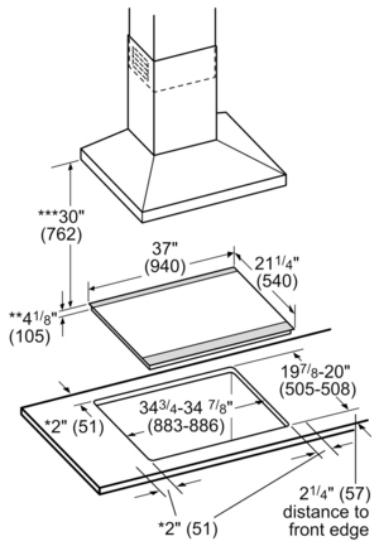
Convenience

- With Home Connect™, the Bosch Cooktop and Matching Hood Operate Perfectly in Sync for an Easier Life
- Use the Kitchen Timer to Measure Cooking Time or as a Reminder
- Count Up Timer – Stopwatch Function That Enables Close Monitoring of the Progress of Each Dish
- AutoChef® Frying Sensor With 5 Automatic Programs
- Keep Warm Function - Ideal for Melting Chocolate or Butter
- ReStart - Quickly Reinstates Previous Settings

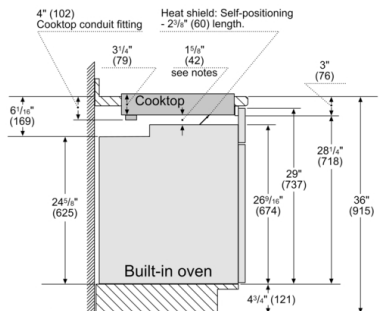
Safety

- ChildLock - Prevents the Cooktop from Being Accidentally Switched on. Locks Temperature Settings if in Use.
- Digital 2-Stage Residual Heat Indicator for Each Cooking Zone
- Wipe Protection - Quickly Pauses Settings to Clean as You Go

Benchmark®, Induction Cooktop, 36", Black NITP660SUC



* Minimum distance from the hob cut-out
30" Built-in oven – under induction cooktop

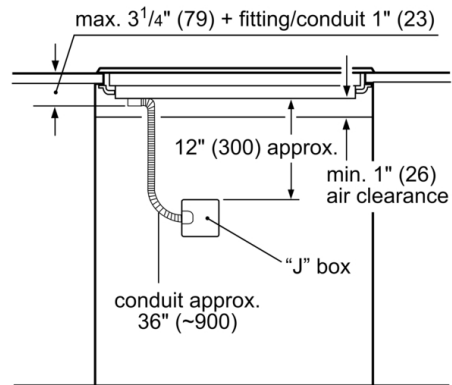


Notes:

Dimensions based on standard countertop height (36" with 4 1/4" toe kick including base plate).

The built-in oven can be installed below the induction cooktop as long as there is a minimum 1" (26) clearance between the bottom of the cooktop and the top of the oven.

measurements in inches (mm)



Measurements in inches (mm)

Measurements in inches (mm)

