

30" Double Wall Oven, HBL8642UC, Black Stainless Steel



Included accessories

1 x oven racks /upper
1 x oven racks /lower
1 x temperature probe /upper

Optional accessories

HEZTR301 : Telescopic Oven Rack 30"

The Bosch black stainless steel helps guard against scratches and fingerprints

Introducing a Newly Designed and Engineered Bosch Wall Oven Featuring a QuietClose™ Door

- Dampened Hinges Softly and Quietly Guide the QuietClose™ Door Shut.
- A Full-Extension Telescopic Rack Offers Safe Access to the Oven Cavity.
- Touch Control with SteelTouch™ Buttons Makes Operating the Oven Easier.
- The Wall Oven is Designed to be Installed Flush with your Cabinetry.
- Wall Ovens are Compatible with Most Competitors' Cut-Outs.

Technical Data

Cooking mode :	3rd element convection, Convection Bake, Convection Broil, Convection Roast, Conventional heat, Dough proving setting, Half width variable grill, Pizza setting, Top heating, 1/3 bottom heat., warming
Cooking method second cavity :	Top/bottom heating, Top heating, 1/3 bottom heat., Variable small-area grill, Warming
Integrated Cleaning system :	Self Clean
Number of interior lights :	2
Included accessories :	1 x oven racks / upper, 1 x oven racks /lower, 1 x temperature probe /upper
Bake Element Wattages cavity 1 (W) :	2400
Broil Element Wattages cavity 1 (W) :	3800
Convection Element Wattages cavity 1 (W) :	2000
UPC code :	825225950158
Product color :	Stainless steel
Energy source :	Electric
Watts (W) :	8600
Current (A) :	40
Volts (V) :	240/208
Frequency (Hz) :	60
Approval certificates :	CSA
Power cord length (in) :	50"
Power cord length (cm) :	127
Appliance Dimensions (h x w x d) (cm) :	132.3 x 75.5 x 59.7
Required cutout size (HxWxD) (in) :	49 3/4" - 51 1/2" x 28 1/2" x 23 1/2"
Overall appliance dimensions (HxWxD) (in) :	52 1/16" x 29 3/4" x 23 1/2"
Overall appliance dimensions (HxWxD) (mm) :	1323 x 755 x 597
Product packaging dimensions (HxWxD) (in) :	53 7/8" x 34" x 31 1/2"
Product packaging dimensions (HxWxD) (mm) :	1441 x 787 x 863
Net weight (lbs) :	302
Net weight (kg) :	137.0
Gross weight (lbs) :	328
Gross weight (kg) :	149.0

Double Oven

30" Double Wall Oven, HBL8642UC, Black Stainless Steel

The Bosch black stainless steel helps guard against scratches and fingerprints

Introducing a Newly Designed and Engineered Bosch Wall Oven Featuring a QuietClose™ Door

Design

- Touch control with SteelTouch™ Buttons for Easier Operation of the Oven

Performance

- 12 Specialized Cooking Modes in Upper Cavity - Gourmet Cooking Made Easy
- Custom Cooking Modes Upper Cavity: Pizza, Pie, Warm and Proof
- Genuine European Convection in Upper and Thermal Cooking in the Lower Cavity
- Thermal Cooking with Bake, Broil, Roast and Warm in Lower Cavity
- Temperature Conversion for Convection Cooking
- Meat Probe Takes Guesswork out of Cooking
- Fast Preheat Reduces Preheat Time

Efficiency

- EcoClean™ 2-Hour Self-Clean Cycle

Convenience

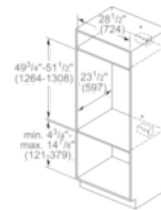
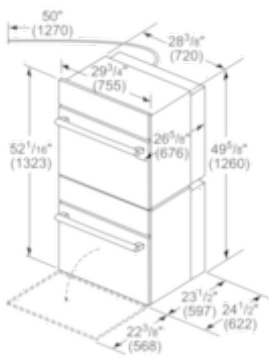
- Two Oven Lights in the Upper Cavity and One Light in the Lower Cavity to Better Monitor the Cooking Process
- Timer with Cook Time and Delay Start Function
- Extra Large Door Window for Easy Monitoring of Cooking Process
- Star-K certified. 100°-450° F

Capacity

- Large Capacity at 4.6 Cu Ft.
- Recessed 8 Pass Broil Element for Increased Capacity and Safety

Double Oven

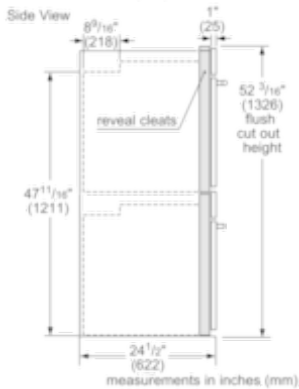
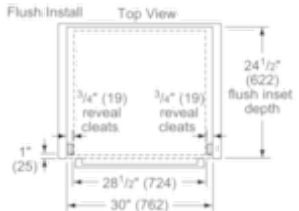
30" Double Wall Oven, HBL8642UC, Black Stainless Steel



* Junction box may be installed above, below, or to the left or right of the unit within range of the power conduit.

measurements in inches (mm)

measurements in inches (mm)

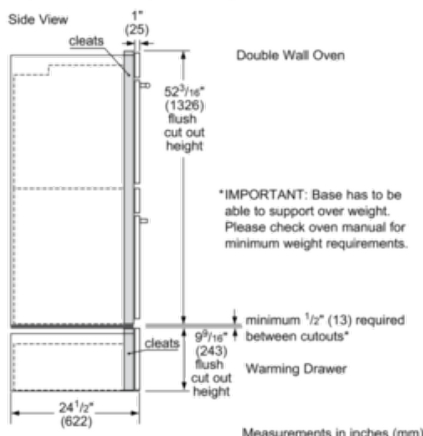


The ovens will overlap the cutout resulting in a 1/2" (13) spacing between the products

IMPORTANT: The spacing between cutouts applies when installing any BOSCH 30" or 27" single, double, combination and 27"/30" compact oven in a side-by-side installation.

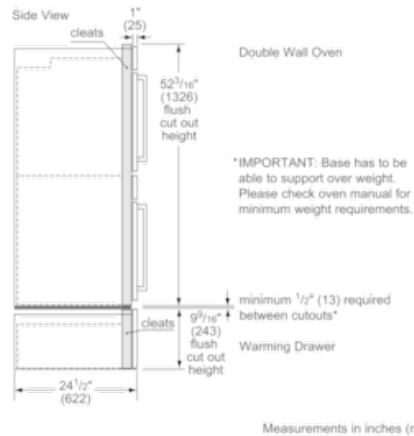
Measurements in inches (mm)

Flush Installation
Single Oven over Storage or Warming Drawer



Measurements in inches (mm)

Flush Installation
Double Oven over Storage or Warming Drawer

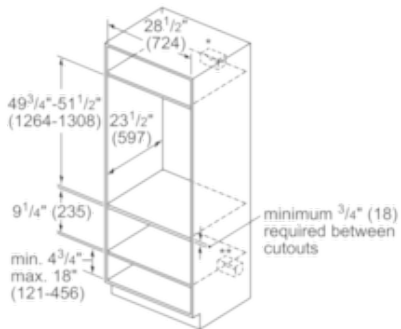


Measurements in inches (mm)

Double Oven

30" Double Wall Oven, HBL8642UC, Black Stainless Steel

Standard Installation
30" Double Oven over Storage or Warming Drawer



*Wall oven junction box may be located above or right or left of the unit within reach of the power conduit.

**Electrical hook up may be located below (depending on space) or next to the drawer within the reach of the power cord.

Measurements in inches (mm)