

24" Compact Washer

300 Series – WAT28400UC



WAT28400UC
White

The 300 series washer is a perfect companion piece to the 300 series dryer, matching in quality, performance and design.

Features & Benefits

SpeedPerfect™ provides up to 40% faster washing time*.

EcoSilence™ motor delivers quiet, efficient & long lasting performance.

Wash up to 16 towels in one load.

*As compared to Perm Press Heavy Soil cycle without SpeedPerfect™



General Properties

Drum material	Stainless Steel
Maximum spin speed (rpm)	1,400
Interior light	No
Leak protection systems	Reinforced Hose
Internal water heater	Yes
Stackable	Yes
Silence level – washing (dBA)	54
Silence level – spinning (dBA)	73
Programs (No.), [Special]	(15), [Allergen, Jeans, Heavy Duty]
Options (No.), [Special]	(6), [SpeedPerfect™, PreWash]
Energy consumption (kWh/yr)	84
Water consumption (gal/yr)	2,320
ENERGY STAR® qualified	Yes

Capacity

Capacity (cu. ft.)	2.2
Relative load	16 bath towels

Design Elements

Door ring	White
Control type	Touch
Dial	White
Bosch logo on door glass	No



Technical Details

Watts (W)	2,300
Circuit breaker if plugged into an individual circuit (A)	20
Volts (V)	208/220-240
Current (A)	12
Frequency (Hz)	60
Plug type	240V; NEMA 6-15 (3 prong)
Power cord included	Yes
Power cord length (in)	63 (Full Length)
Drain hose length (in)	57 (Full Length)
Inlet hose length (in)	47 (Full Length)
Door hinge	Left Side (Not Reversible)

Dimensions & Weight

Overall appliance dimensions (HxWxD) (in)	33 1/4" x 23 1/2" x 24 1/4"
Net weight (lbs)	158
Minimum stack height (in)	67 3/4"

ADA compliance

- Meets ADA height and access requirements *when installed on pedestal.*
- Meets ADA operable parts requirements for controls and detergent dispenser.

Accessories—Optional



WMZ20490
Pedestal

For help and assistance with Bosch accessories please call 1-800-944-2904 Mon-Fri 8am to 6pm EST

Notes: All height, width and depth dimensions are shown in inches. BSH reserves the absolute and unrestricted right to change product materials and specifications, at any time, without notice. Consult the product's installation instructions for final dimensional data and other details prior to making cutout. Applicable product warranty can be found in accompanying product literature or you may contact your account manager for further details.

Warranties: Bosch warrants that the Product is free from defects in materials and workmanship for a period of three hundred and sixty-five (365) days from the date of purchase. The foregoing timeline begins to run upon the date of purchase, and shall not be stalled, tolled, extended, or suspended, for any reason whatsoever. This Product is also warranted to be free from cosmetic defects in material and workmanship (such as scratches of stainless steel, paint/porcelain blemishes, chip, dents, or other damage) to the finish of the Product, for a period of thirty (30) days from the date of purchase or closing date for new construction. This cosmetic warranty excludes slight color variations due to inherent differences in painted and porcelain parts, as well as differences caused by kitchen lighting, product location, or other similar factors. This cosmetic warranty specifically excludes any display, floor, "As Is", or "B" stock appliances.

For more information on our entire line of products, go to www.bosch-home.ca or call 1-800-944-2904

© BSH Home Appliances Limited. All rights reserved. Bosch is a registered trademark of Robert Bosch GmbH.

09/15

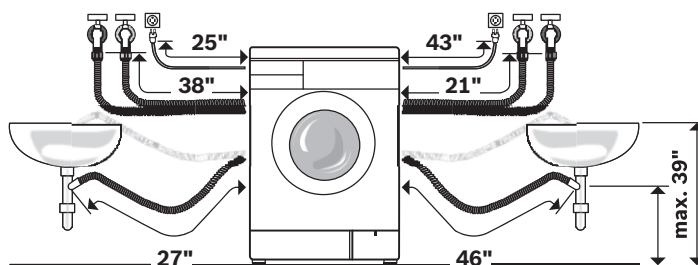
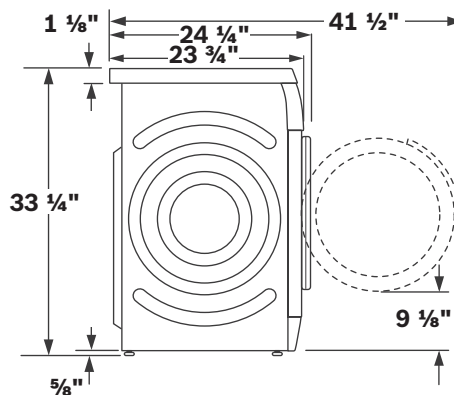
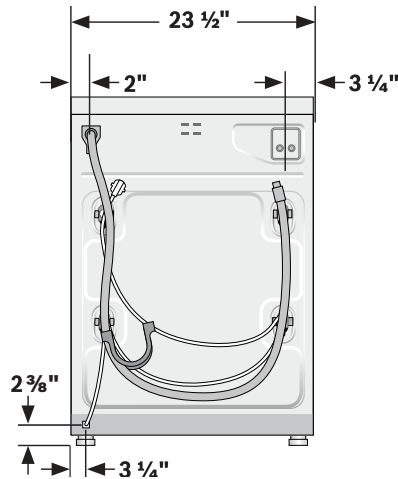
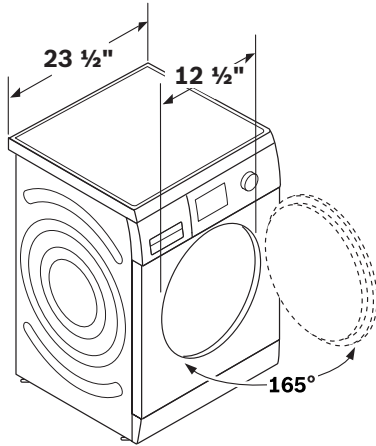
24" Compact Washer

300 Series – WAT28400UC

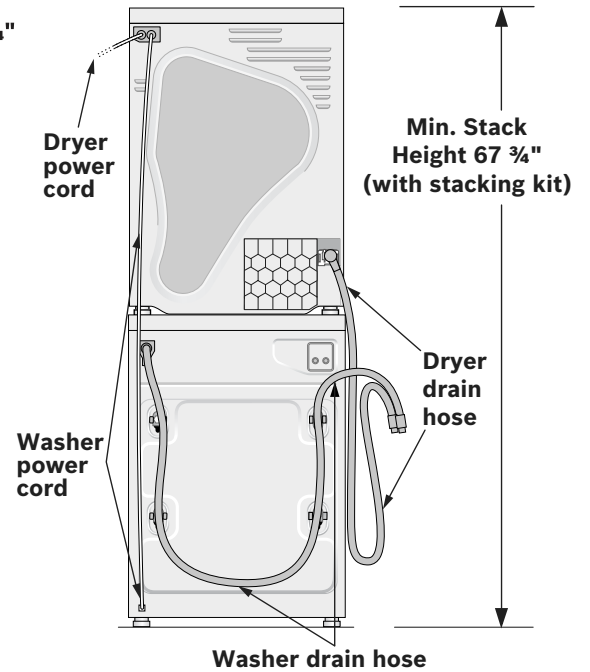


Installation Details

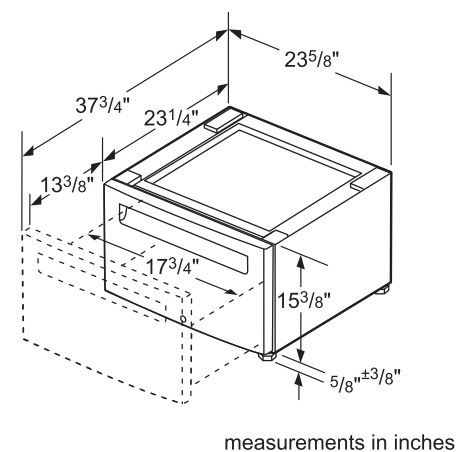
Dimensions in inches



Washer plugged into the dryer



Optional Pedestal



For help and assistance with Bosch accessories please call 1-800-944-2904 Mon-Fri 8am to 6pm EST

Notes: All height, width and depth dimensions are shown in inches. BSH reserves the absolute and unrestricted right to change product materials and specifications, at any time, without notice. Consult the product's installation instructions for final dimensional data and other details prior to making cutout. Applicable product warranty can be found in accompanying product literature or you may contact your account manager for further details.

Warranties: Bosch warrants that the Product is free from defects in materials and workmanship for a period of three hundred and sixty-five (365) days from the date of purchase. The foregoing timeline begins to run upon the date of purchase, and shall not be stalled, tolled, extended, or suspended, for any reason whatsoever. This Product is also warranted to be free from cosmetic defects in material and workmanship (such as scratches of stainless steel, paint/porcelain blemishes, chip, dents, or other damage) to the finish of the Product, for a period of thirty (30) days from the date of purchase or closing date for new construction. This cosmetic warranty excludes slight color variations due to inherent differences in painted and porcelain parts, as well as differences caused by kitchen lighting, product location, or other similar factors. This cosmetic warranty specifically excludes any display, floor, "As Is", or "B" stock appliances.

For more information on our entire line of products, go to www.bosch-home.ca or call 1-800-944-2904

© BSH Home Appliances Limited. All rights reserved. Bosch is a registered trademark of Robert Bosch GmbH.

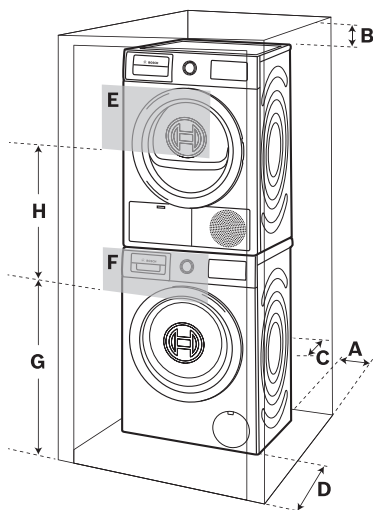
24" Compact Washer

300 Series – WAT28400UC

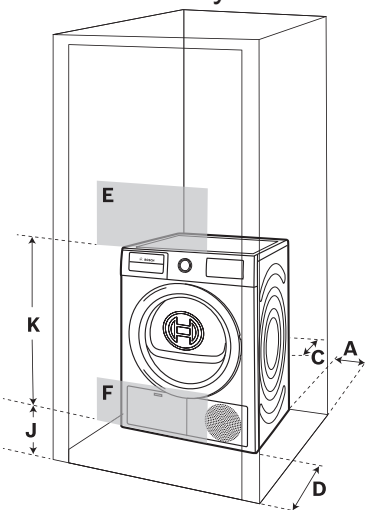


Installation Details

Closet: Stacked



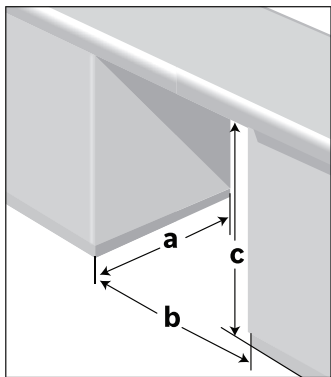
Closet: Stand Alone (shown)
or Side by Side



Clearance requirements (Minimum)		
A	Both Sides	5/8 in.
B	Top	6 1/4 in.
C	Rear	2 1/2 in.
D	Front	2 1/2 in.
Ventilation Area (Minimum)		
E	Top	63 sq. in.
F	Bottom	63 sq. in.
Vent Spacing		
G		37 in.
H		26 in.
J		3 in.
K		29 in.

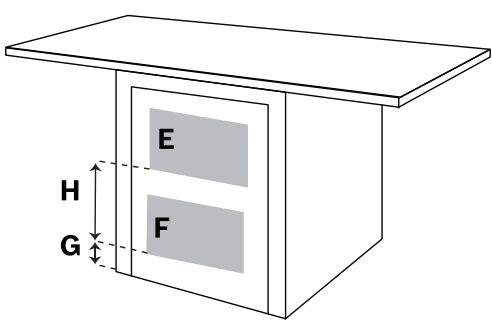
Enclosure Dimensions

Under Counter: (Preferred)



Front of the appliance fully open. No doors or coverings.

Under Counter: (Less Preferred)



If the front of the appliance is covered, ventilation openings must be installed as shown and front/rear clearances adhered to according to closet installations.

Minimum opening dimensions	
a	28 in.
b	23 7/8 in.
c	34 1/2 in.
E & F are minimum area sizes	
E	63 sq. in.
F	63 sq. in.
G & H actual spacing dimensions for min. open area sizes	
G	3 in.
H	14 in.

For help and assistance with Bosch accessories please call 1-800-944-2904 Mon-Fri 8am to 6pm EST

Notes: All height, width and depth dimensions are shown in inches. BSH reserves the absolute and unrestricted right to change product materials and specifications, at any time, without notice. Consult the product's installation instructions for final dimensional data and other details prior to making cutout. Applicable product warranty can be found in accompanying product literature or you may contact your account manager for further details.

Warranties: Bosch warrants that the Product is free from defects in materials and workmanship for a period of three hundred and sixty-five (365) days from the date of purchase. The foregoing timeline begins to run upon the date of purchase, and shall not be stalled, tolled, extended, or suspended, for any reason whatsoever. This Product is also warranted to be free from cosmetic defects in material and workmanship (such as scratches of stainless steel, paint/porcelain blemishes, chip, dents, or other damage) to the finish of the Product, for a period of thirty (30) days from the date of purchase or closing date for new construction. This cosmetic warranty excludes slight color variations due to inherent differences in painted and porcelain parts, as well as differences caused by kitchen lighting, product location, or other similar factors. This cosmetic warranty specifically excludes any display, floor, "As Is", or "B" stock appliances.

For more information on our entire line of products, go to www.bosch-home.ca or call 1-800-944-2904

© BSH Home Appliances Limited. All rights reserved. Bosch is a registered trademark of Robert Bosch GmbH.