


**500 Series, Gas Cooktop, 36",
Stainless steel
NGM5658UC**



**The 500® Series stainless steel gas cooktop
with continuous cast iron grates and
OptiSim® burner.**

- Seamless, one-piece stainless steel design makes clean-up simple.
- Continuous Grates Make Moving Heavy Pots Easier
- OptiSim® burner offers more flame control at the lowest settings for precise simmering and melting.
- Dishwasher safe grates and porcelain enameled cooking surface makes the clean-up process faster and easier.
- Stainless steel exterior front and large metal control knobs offers a bold distinct look.

Technical Data

Knob Material : Full metal

Sealed Burners : Yes

Type of grate : Cast iron

Natural Gas Connection Rating : 41400 BTU

LP Gas Connection Rating : 41400 BTU

Power of 1st burner : 3400 BTU

Power of 3rd burner (BTU) : 6000 BTU

Optional accessories

HEZ298102 : Wok ring

500 Series, Gas Cooktop, 36", Stainless steel NGM5658UC

The 500® Series stainless steel gas cooktop with continuous cast iron grates and OptiSim® burner.

Performance

- 5 high efficiency gas burners
- 15.7K BTU power burner for optimal cooking results
- OptiSim® burner
- STAR-K Sabbath compliant

Convenience

- Sealed burners prevent spills from entering the burner box
- Full width continuous surface cast iron grates
- Push-to-turn knobs with electronic ignition
- Distinctive single red LED light indicates burners are on

Design

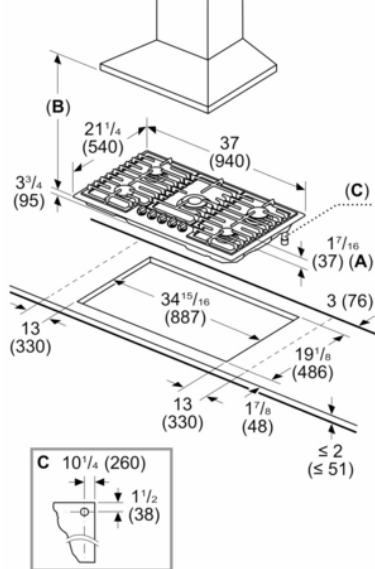
- Stainless steel cooking surface
- Heavy-duty stainless color metal knobs for a premium look and feel
- Low-profile design for an integrated transition to the counter surface
- Perfect results are within reach with up-front centralized controls

Safety

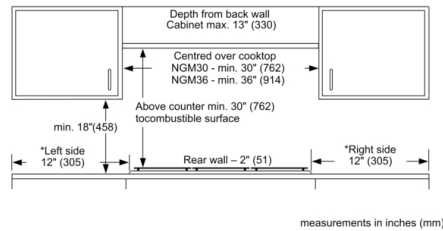
- Flame thermocouple sensing device will switch off the supply of gas if flame temporarily extinguishes
- LP conversion kit included for conversion from natural gas to liquid propane
- Cooktop design coordinates with Bosch ovens and ventilation

500 Series, Gas Cooktop, 36", Stainless steel NGM5658UC

Measurements in inches (mm)



- A:** Dimension from countertop to top of grates
B: When installed in combination with a hood, refer to hood manufacturer's requirements for installation
C: Gas connection



measurements in inches (mm)