


Dishwashers

24" Recessed Handle
Dishwasher
500 Series- Black
SHE65T56UC



The new 3rd rack now offers 30% more loading area. Perfect for ramekins, cooking utensils and extra-long silverware.

- **44 dBA:** Quietest dishwasher brand.
- New 3rd rack adds versatility and offers 30% more loading capacity.
- AquaStop® Leak Protection Works 24/7
- RackMatic® offers 3 height levels, for 9 possible rack positions.
- **44 dBA:** Quietest dishwasher brand.

Technical Data

Adjustable upper rack :	Rackmatic 3-stage
Upper rack cup shelf :	2
3rd Rack :	3rd Rack 1.0
Silverware Basket :	Standard
Optional accessories :	SGZ1010UC, SMZ4000UC, SMZ5000, SMZ5002UC, SMZPC002UC
UPC code :	825225905103
Variant color :	Black
Panel ready :	No
Alternative colors available :	SHE65T52UC, SHE65T55UC
Silence level (dBA) :	44
Watts (W) :	1300
Current (A) :	12
Volts (V) :	120
Frequency (Hz) :	60
Energy Consumption (kWh/yr) :	259
Energy Star® qualified :	Yes
Plug type :	fixed connection
Required cutout size (HxWxD) (in) :	33 7/8 " x 23 5/8 " x 24 "
Required cutout size (HxWxD) (mm) :	860-890 x 600 x 610
Overall appliance dimensions (HxWxD) (in) :	33 7/8 " x 23 9/16 " x 23 3/4 "
Power cord length (in) :	43 1/2"
Power cord length (cm) :	110
Length outlet hose (in) :	67 "
Length outlet hose (cm) :	175.0
Length inlet hose (in) :	53"
Length inlet hose (cm) :	135
Product packaging dimensions (HxWxD) (in) :	35 3/4" x 26" x 29 5/16"
Tub material :	Stainless steel
Tub type :	TallTub
ADA Compliant :	No
Number of place settings :	15

Optional accessories

- SGZ1010UC : Drain hose extension kit
- SMZ4000UC : silverware basket US Duo
- SMZ5000 : Dishwashing aid set
- SMZ5002UC : Silverware box
- SMZPC002UC : Powercord with cold plug

Dishwashers

24" Recessed Handle Dishwasher 500 Series- Black SHE65T56UC

The new 3rd rack now offers 30% more loading area. Perfect for ramekins, cooking utensils and extra-long silverware.

Key Features

Design

- Full Size Stainless Steel Tall Tub Installs Perfectly Flush
- 3rd Rack for Additional Loading Capacity
- 16 Place Setting Capacity
- LED Remaining Time Display
- RackMatic® on Upper Rack - 3 Height Adjustments and Up to 9 Possible Rack Positions

Performance

- 5 Programs and 5 Options
- Detergent Tray Optimizes Detergent Dissolving
- Load Size Sensor Automates Wash Temperature
- Sanitize Option Eliminates Bacteria and Enhances Drying Results
- ExtraShine™ Option Enhances Shine and Drying Results of your Dishes

Efficiency

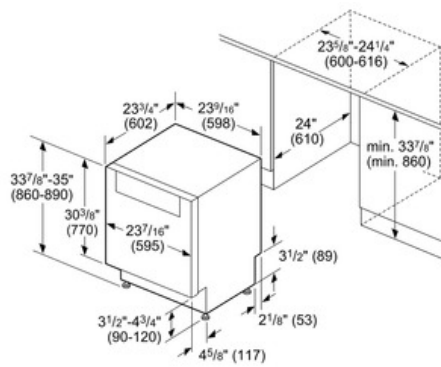
- 259 kwh/yr - Energy Star®
- Half Load Option for Small Loads

Convenience

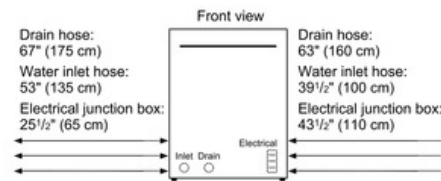
- 24 H Delay Start Timer
- AquaStop® Leak Protection Works 24/7
- Self-Latching Door
- Express Wash - In 30 Minutes or Less

Dishwashers

24" Recessed Handle Dishwasher 500 Series- Black SHE65T56UC



measurements in inches (mm)



All connections are at the rear of the appliance.
Extension for drain hose available as accessory.
Power cord for connection to electrical outlet (3-prong plug) available as accessory.