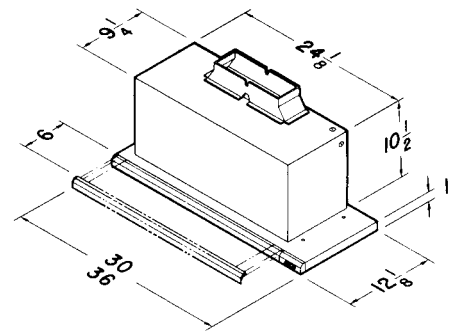




Broan Elite 15000 Series

This slim design merges perfectly with the style of any kitchen. Its unseen advantages include quiet, powerful ventilation performance along with a hood that can be hidden away when not being used.

- Compact, trim styling complements any kitchen
- Fan and light automatically turn on when you slide out the clear glass visor; shut off when pushed in
- Energy-efficient, 24" fluorescent light with prismatic glass lens provides bright, even cooktop lighting (F20T12 bulb not included)
- Infinitely adjustable blower control conveniently located up front; features blower memory – when activated, unit automatically “memorizes” the last setting you selected
- Includes 3¼" x 10" duct adapter with built-in damper



Dimensions shown are in inches.

SPECIFICATIONS

WIDTH	STAINLESS STEEL	WHITE	BLACK	VOLTS	AMPS	CFM	SONES	DUCT
30"	153004N*	153001N	153023N	120	3.7	300	4.5	3¼" x 10"
36"	153604N*	—	—	120	3.7	300	4.5	3¼" x 10"

OPTIONS

99010175 Replacement Foam Filter

* Brushed aluminum material.

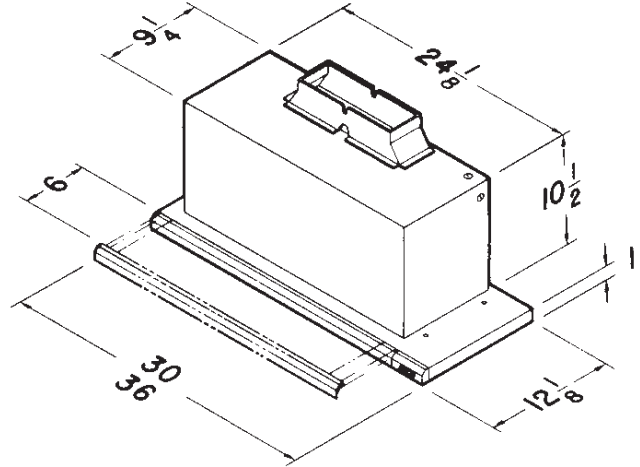


87431B/11/10

SPECIFICATIONS

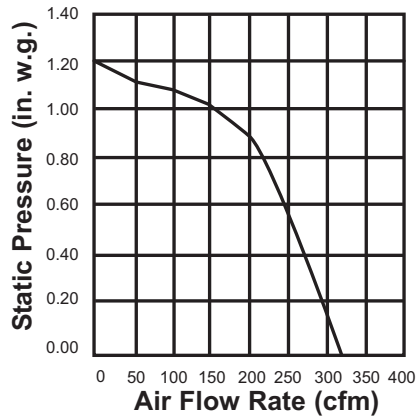
MODEL	15000 SERIES
VOLTS	120 VAC
Hz	60
AMPS	3.7
CFM	300
SONES	4.5
DUCTING SIZE	3¼" x 10"
FLUORESCENT TUBE	F20T12
WARRANTY	1 YEAR

DIMENSIONS



NOTE: DIMENSIONS SHOWN ARE IN INCHES.

AIR FLOW PERFORMANCE



HVI-2100 CERTIFIED RATINGS comply with new testing technologies and procedures prescribed by the Home Ventilating Institute, for off-the-shelf products, as they are available to consumers. Product performance is rated at 0.1 in. static pressure, based on tests conducted in AMCA's state-of-the-art test laboratory. Sones are a measure of humanly-perceived loudness, based on laboratory measurements.



BROAN-NU-TONE CANADA INC., MISSISSAUGA, ONTARIO WWW.BROAN.CA 1-888-882-7626

PROJECT	REMARKS
LOCATION	
MODEL No.	
QTY.	
SUBMITTED BY	
DATE	