



Glacier SERIES
 More power. More features.
 Step-up your ventilation.





GLA1303BL

Engineered with over
50
POINTS OF INSPECTION

20 % MORE EFFECTIVE
at removing pollutants

up to **44** %
QUIETER

Glacier 1 SERIES

Width (inches)	24, 30, 36, 42
Max Blower CFM ¹	350
Sones ²	1.5
Duct	3-1/4" x 10" or 7" RD

SS



WW

BL

Hidden
Rocker
Switches

GU10 LED
Lighting

High
Efficiency
Micro-mesh
Filters



GLA2303SS

Engineered with over
50
POINTS OF INSPECTION

20 % MORE EFFECTIVE
at removing pollutants

up to **44** %
QUIETER

Glacier 2 SERIES

Width (inches)	30, 36
Max Blower CFM ¹	350
Sones ²	1.5
Duct	3-1/4" x 10" or 7" RD

SS



WW

BLS

Tap Touch
Controls

Strip LED
Lighting

High
Efficiency
Micro-mesh
Filters



GLA3304WW

Engineered with over
50
POINTS OF INSPECTION

AUTOMATED VENTILATION
WITH SmartSense®

up to **74** %
QUIETER

CR1
CODE READY
TECHNOLOGY

Glacier 3 SERIES

Width (inches)	30, 36
Max Blower CFM ¹	490 (Dual Blower)
Sones ²	1.0
Duct	3-1/4" x 10" or 7" RD



SS

WW

Whisper
Touch
Infrared
Controls

Strip LED
Lighting

Ultra
Efficiency
Hybrid Baffle
Filters



¹ MAX Blower CFM indicates hood blower performance in open air. Find HVI rated performance for these models in the product specification sheet at Broan-NuTone.com

² Sones at normal (or working) speed.

³ SS=Stainless Steel, BL=Black, BLS=Black Stainless Steel, WW=White with color-matched controls.



BROAN
NuTone
BETTER AIR. BETTER LIFE.

BROAN-NUTONE.COM | 800-558-1711 | 926 WEST STATE STREET, HARTFORD, WISCONSIN 53027

FROM THE LEADER IN INDOOR AIR QUALITY