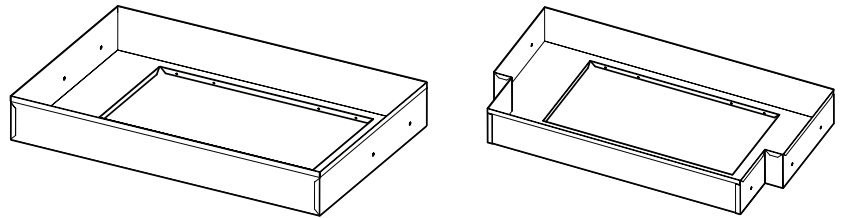


LB24, LB30, LB36, LT30 & LT36 LINERS



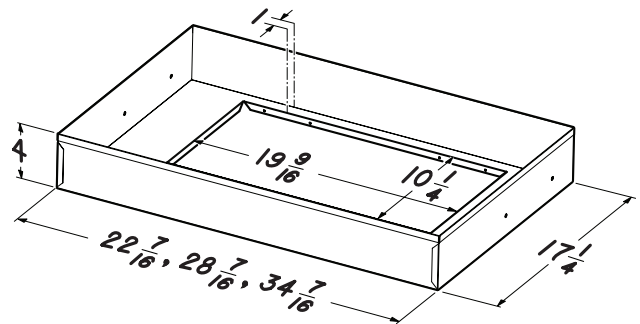
Especially designed to protect the exterior base of a custom hood. Fits PM250, PM390 & PM500 inserts.

FEATURES

- Cabinet mount – custom application
- 24 gauge CRS
- Painted silver finish
- Fits into cabinet openings as shown
- Fits custom hood nominal widths: 24", 30" & 36"
- Wipes clean easily
- Recommended for use with Models PM250, PM390 & PM500 Power Modules

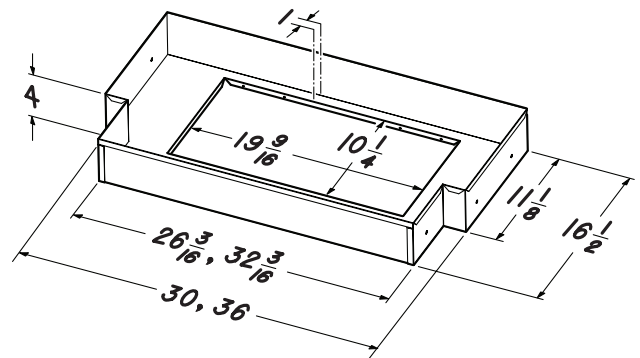
Models LB24, LB30 & LB36

The "B" or Box liner is designed to fit into 18" deep wood hood or cabinet bottoms.



Models LT30 & LT36

The "T" or liner is designed to work with wood hoods that are integrated to the adjacent 12" deep cabinets.



Broan	926 West State Street, Hartford, WI 53027	1 888 336-3948	www.broan.com
NuTone	4820 Red Bank Road, Cincinnati, OH 45227	1 800-543-8687	www.nutone.com
Broan-Canada	1140 Tristar Drive Mississauga, Ontario Canada L5T 1H9	1 888-882-7626	www.broan.ca

REFERENCE	QTY.	REMARKS	Project
			Location
			Architect
			Engineer
			Contractor
			Submitted by Date