

Café™ 30" Built-In Gas Cooktop

CGP95303MS2 / CGP95302MS1

CAFÉ



ALSO AVAILABLE IN CGP95302MS1
Stainless Steel with
Brushed Stainless
knobs

FEATURES & BENEFITS

Sear, fry and sautee on a **20,000 BTU triple ring burner**.

Give your kitchen a little glimmer with **white LED knob lighting**.

Get the most from your cooktop and eliminate the need for extra cookware with an **extra-large, integrated cooktop griddle**.

When you're updating your kitchen, attention to detail is a priority. That's why Café cooktops are guaranteed for an exact fit for an easy and seamless replacement.

Always have the space you need to whip up your specialties with a **30" cooktop with five sealed burners**.

Always get your hollandaise just right with a **simmer burner** that provides low, even heat.

Easily move heavy cookware across the surface without worry, thanks to **continuous, cast-iron burners**.

Prevent unintended burner activation with **control lock capability**.

Keep your kitchen sparkling, even when there's a spill with **sealed cooktop burners** that contain messes for easy cleanup.

Enjoy the party without worrying about clean up, thanks to **dishwasher-safe grates**.

APPEARANCE

Control Knobs	Dishwasher Safe White LED Backlit
Cooktop Burner Grate Color	Matte Black

FEATURES

Cooktop Burner Type	5 Sealed
Cooktop Surface	Deep Stainless Steel
Ignition System	Electronic
Burner - Left Front	9,500 BTU
Burner - Left Rear	9,500 BTU
Burner - Right Front	12,000 BTU
Burner - Right Rear	5,000 BTU
Burner - Center	20,000 BTU Tri-ring Power Boil
Control Type	Knob
Cooktop Control Features	Child Lock
Control Location	Front Center
Cooktop Burner Grate Features	Continuous Grates Dishwasher Safe
Cooktop Burner Grate Material	Edge-to-Edge Grates
Fuel Type	Natural Gas (factory set)
Valves (Degree of Turn)	270

POWER/RATINGS

Burner BTU Ratings (000's/BTU) - LP Gas	(1) 18.0 (1) 12.0 (2) 9.5 (1) 5.0
Burner BTU Ratings (000's/BTU) - Natural Gas	(1) 20.0 (1) 12.0 (2) 9.5 (1) 5.0
Volts/Hertz/Amps	120V 60Hz 5A

WEIGHTS & DIMENSIONS

Approximate Shipping Weight	51 lb
Cabinet Width	30 in
Cutout Dimensions Width x Depth (In.)	28-1/2 x 19-5/8
Net Weight	45 lb
Overall Depth	21 in
Overall Height	5 1/2 in
Overall Width	30 in

ACCESSORIES

Stainless Steel Cleaner	Included
Griddle	JXGRIDL230 (Included) Cast Iron Included
LP Conversion Kit	Included

Café™ 30" Built-In Gas Cooktop

CGP95303MS2 / CGP95302MS1



WARRANTY

Parts warranty	Limited 1-year entire appliance
Labor warranty	Limited 1-year entire appliance
Warranty notes	See written warranty for full details

DIMENSIONS AND INSTALLATION

AGA Requirement: All gas cooktop models require

7/16" free area below cooktop height to combustible material. Requires 18" minimum from countertop to adjacent overhead cabinets.

Note: If installing with a GE Profile™ Telescopic Downdraft System, consult both cooktop and downdraft installation instructions packed with product before installing. Cooktop gas/electric supply may need to be re-routed to install downdraft.

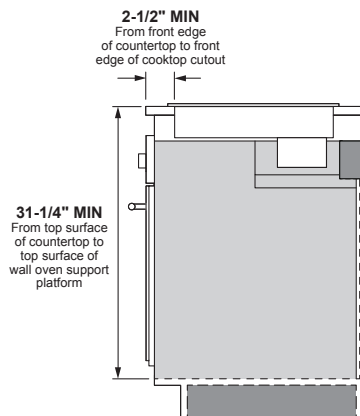
Electrical Rating: 120V, 60Hz, 5A

Installation With Single Wall Oven Information:

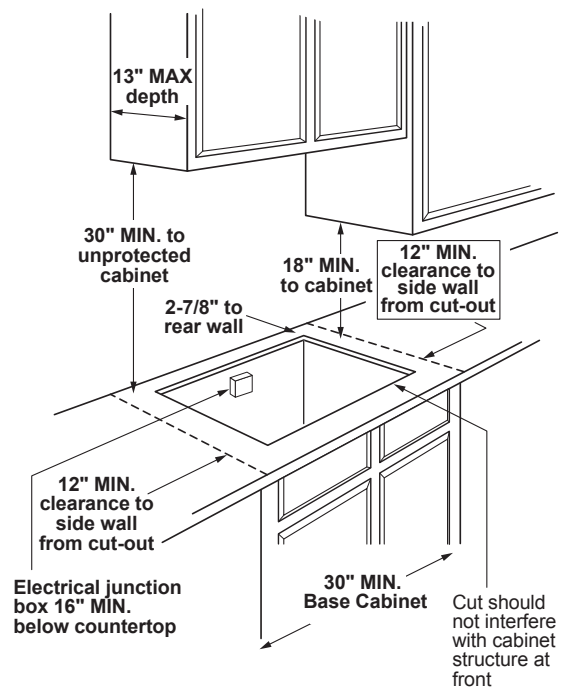
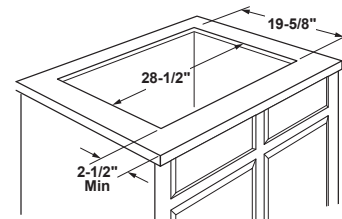
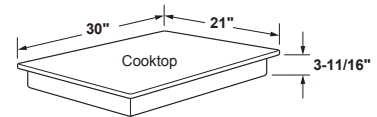
30" Gas Cooktops are approved for use over select GE 27" and 30" Wall Ovens and Warming Drawers. 30" and 36" Gas cooktops are approved for use over select 30" Wall Ovens and Warming Drawers. Refer to cooktop and wall oven/warming drawer installation instructions packed with product for current dimensional data.

Installation Information: Before installing, consult installation instructions, packed with product, for current dimensional data.

Installation above a wall oven



Dimension and installation information are shown in inches.
*Allow 5-3/4" depth at rear for electrical and gas connections



ADDITIONAL ACCESSORIES



CXCG1K0PMBZ
Brushed Bronze
Knobs



CXCG1K0PMSS
Brushed Stainless
Knobs



CXCG1K0PMBT
Brushed Black
Knobs



CXCG1K0PMCU
Brushed Copper
Knobs