

# FRONT LOAD WASHERS

5.1 Cu. Ft.

EFLS617S TT/IW

Perfect Steam™ Washer with LuxCare™ Wash, SmartBoost™ and IQ-Touch™ Controls



## PRODUCT DIMENSIONS

Height	38"
Width	27"
Depth	32"

## MORE EASY-TO-USE FEATURES

### SANITIZE OPTION

Certified to kill and remove 99% of bacteria and 95% of allergens.<sup>3</sup>

### STAINSOAK™ OPTION ELIMINATES PRE-TREAT

Unlike other washers, it starts by premixing water, detergent, and stain remover before the cycle begins to create a powerful, yet gentle cleaning solution. Then, the temperature, tumbling actions, and time are optimized based on the stain you select.

### ENERGY STAR®-CERTIFIED MOST EFFICIENT

Meets the strictest criteria for efficient performance. In fact, you can save 40 gallons of water per week on average,<sup>4</sup> compared to a leading high-efficiency top load washer.<sup>5</sup>

### 10-YEAR MOTOR WARRANTY PLUS LIFETIME TUB WARRANTY

Rest easy knowing your washer is backed by a 10-year motor and lifetime tub warranty.

### SMARTBOOST™ KEEPS CLOTHES SOFT AND WELL CARED FOR

Unlike other washers, our washer with SmartBoost™ premixes water and fabric softener before it touches your clothes, so fabric softener is evenly distributed across your entire load.

### PERFECT BALANCE® SYSTEM & SECOND FLOOR GUARANTEE

Balances loads for smooth, quiet operation. So quiet you can even run your washer on the second floor or near bedrooms without noticing it.<sup>6</sup>

### FRESH WATER RINSE REMOVES RESIDUAL DETERGENT

We use fresh water in our final rinse to ensure more detergent is removed, which is gentler on sensitive skin and provides better fabric care.

### FITS MORE ROOMS WITH REVERSIBLE WASHER DOOR

With reversible washer door, four-way venting, and a standard 27" platform, our products are designed to fit just about anywhere you want to put them.

Available in:



Titanium (TT)



Island White (IW)

## SIGNATURE FEATURES



### THE MOST EFFECTIVE STAIN REMOVAL WITH SMARTBOOST™<sup>1</sup>

Unlike other washers, our washer with SmartBoost™ premixes water and detergent before the cycle begins, maximizing the cleaning power of the detergent.



### PERFECT STEAM™ REMOVES TOUGH STAINS

Unlike many washers, our Perfect Steam™ rises from the bottom, gently lifting dirt and stains from fibers.



### THOROUGH CLEANING WITH LUXCARE™ WASH SYSTEM

Our LuxCare™ Wash System offers a thorough clean with improved wash actions, temperature control, and smart load sensing.



### 15-MINUTE FAST WASH<sup>2</sup>

Quickly deep cleans the items you need most.

<sup>1</sup>Compared to Samsung WA52J8060AW and WF42H5600AW, Whirlpool FFW87HEDW, LG WM3570HWA, Maytag MHHS1000W. Based on industry standard AHAM HLW-1-2013 testing using comparable load, normal cycle, cold temperature and similar settings.

<sup>2</sup>Fast time based on 3 lb. DOE load.

<sup>3</sup>Our products meet the NSF® testing standards.

<sup>4</sup>Based on average of 5.7 loads washed per week, Electrolux Global Category Lens Report-USA.

<sup>5</sup>Based on the current December 2015 IMEF and IWF Declarations based on cee1.org website, Samsung WA52J8067A\*.

<sup>6</sup>As tested on conventional wood floor construction with vinyl floor covering.

# FRONT LOAD WASHERS

EFLS617S TT/IW



## 27" FRONT LOAD WASHER

Capacity	5.1 Cu.Ft.
----------	------------

### FEATURES

Pull-to-Open Door	Yes
iQ-Touch™ Controls	Yes
Perfect Steam™ Wash System	Yes
Balance System	Perfect Balance®
Sound System	Luxury-Quiet™
Lighting	Luxury-Design®
Pull-to-Open Dispenser Drawer	Yes
Wash System	LuxCare™
Integral Water Heater	Yes
Wash Drum	Stainless Steel
Automatic Temperature Control	Yes
Automatic Water Level Adjustment	Yes
Auto Prewash Detergent Dispenser (Liquid/Powder)	Yes
Auto Bleach Dispenser (Liquid Only)	Yes
Auto Detergent Dispenser (Liquid/Powder)	Yes
Auto Fabric Softener Dispenser (Liquid Only)	Yes
Tumble Speed (RPM)	Variable
Spin Speed (RPM)	1,300
Reversible Door	Yes
Adjustable Leveling Legs	Yes
ENERGY STAR®	Most Efficient
NSF® Certified/Sanitize	Yes

### CYCLES

Heavy Duty, Whitest Whites, Normal, Casual, Colours, 15-Min. Fast Wash, Delicates, Rinse & Spin, Clean Washer	9
---	---

### OPTIONS

Wash/Rinse Temperature Combinations	7
Temperature Selections	5
Add Steam	Yes
Spin Speed Selections	5
Soil Level Selections	5
Delay Start	Yes
End-of-Cycle Chime	On/Off

### INSTALLATION OPTIONS

Freestanding, Under Counter*, Stacked (Under Dryer), Pedestal, Hidden (In Closet), Second Floor	Yes
---	-----

### ACCESSORIES

Luxury-Glide® Pedestal with Spacious Storage Drawer – Titanium – PN# EPWD157STT	Optional
Island White – PN# EPWD157SIW	Optional
Dryer Stacking Kit – PN# STACKIT7X	Optional
Drain Hose Extension Kit – PN# 137098000	Optional

### SPECIFICATIONS

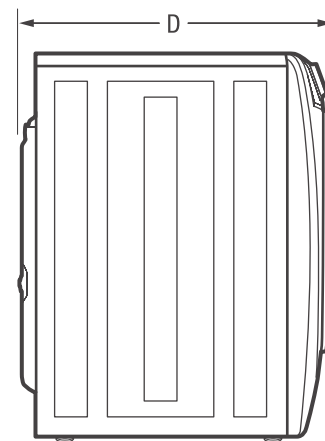
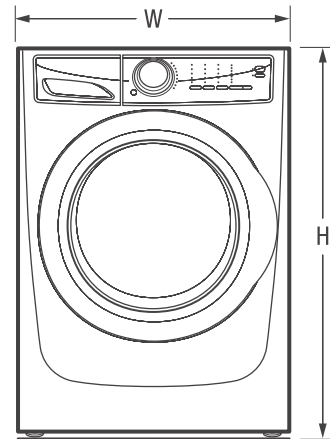
Colour –	
Titanium	TT
Island White	IW
Power Supply Location	Top Right Rear
Water Inlet Location	Top Left Rear
Voltage Rating	120V/60 Hz
Connected Load (kW Rating) @ 120 Volts†	1.2
Watts @ 120 Volts	1,200
Amps @ 120 Volts	12
Shipping Weight (Approx.)	230 Lbs.

\*Side-by-Side units in under-counter installation require custom-built countertop and/or cabinetry.

†An electrical supply with grounded three-prong receptacle is required. The power supply circuit must be installed in accordance with current edition of national and local codes & ordinances.

NOTE: Always consult local and national electric and plumbing codes. Refer to Product Installation Guide for detailed installation instructions on the web at [electroluxappliances.ca](http://electroluxappliances.ca).

Specifications subject to change.

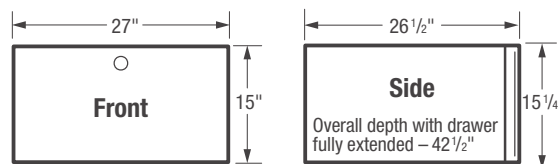


### PRODUCT DIMENSIONS

Height (without 15" Pedestal)	38"
Height (with 15" Pedestal)	53-1/4"
Width	27"
Depth (to Centre of Arc Not Including Hose)	32"
(with Door 90° Open)	53-1/2"

## 15" Pedestal Drawer Installation

Elevates washer height to 53 1/4". For detailed pedestal installation, refer to instructions included with pedestal or on web. Pedestal installation may require modified utility hookup locations. For details, refer to Product Installation Guide on web.



## Electrolux Major Appliances, N.A.

CANADA • 5855 Terry Fox Way • Mississauga, ON L5V 3E4 • 1-800-265-8352 • [electroluxappliances.ca](http://electroluxappliances.ca)

EFLS617S 04/16

© 2016 Electrolux Major Appliances, N.A.

Printed in Canada



High standards of quality at Electrolux Home Products, Inc. mean we are constantly working to improve our products. We reserve the right to change specifications or discontinue models without notice.