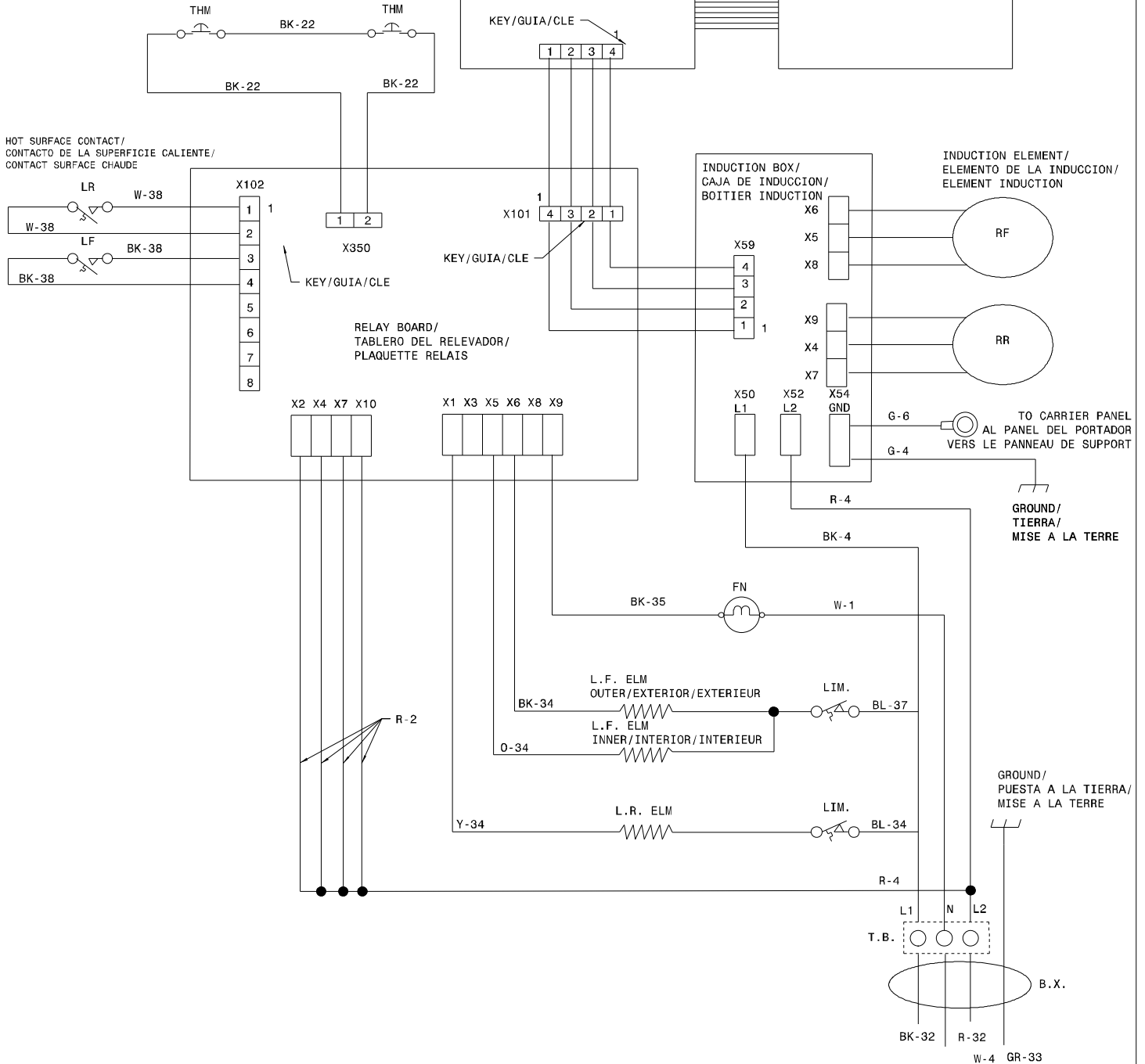
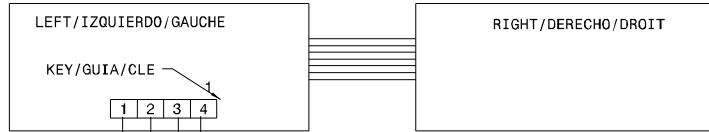


CONTROL BOARD/  
TABLERO DE CONTROL/  
TABLEAU CONTROLE



LEGEND/LEYENDA/LEGENDE

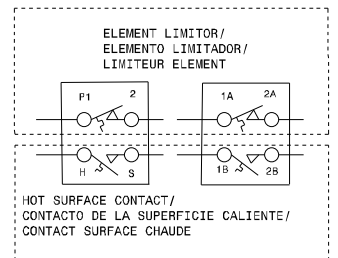
C.R. - CENTER REAR/POSTERIOR CENTRAL/ARRIERE CENTRE  
 R.F. - RIGHT FRONT/FRENTE DERECHO/AVANT DROIT  
 R.R. - RIGHT REAR/POSTERIOR DERECHO/ARRIERE DROIT  
 L.F. - LEFT FRONT/FRENTE IZQUIERDO/AVANT GAUCHE  
 L.R. - LEFT REAR/POSTERIOR IZQUIERDO/ARRIERE GAUCHE  
 LIM. - ELEMENT LIMITOR/ELEMENTO LIMITADOR/LIMITEUR ELEMENT  
 ELM. - ELEMENT/ELEMENTO/ELEMENT  
 H.S. - HOT SURFACE/SUPERFICIE CALIENTE/SURFACE CHAUDE  
 T.B. - TERMINAL BLOCK/BLOQUE DE TERMINALES/BLOC DE CONNECTION  
 THM. - THERMAL CIRCUIT BREAKER/INTERRUPTOR TERMICO/PROTECTEUR THERMIQUE  
 FN - FAN/VENTILADOR/VENTILATEUR  
 B.X. - ARMORED CABLE/TUBO FLEXIBLE/CABLE ARME

COLOR CODE/CODIGOS DE COLOR/CODE DE COULEUR

G. - GREEN/VERDE/VERT  
 W. - WHITE/BLANCO/BLANC  
 R. - RED/ROJO/ROUGE  
 O. - ORANGE/NARANJA/ORANGE  
 Y. - YELLOW/AMARILLO/JAUNE  
 BR. - BROWN/CAFE/BRUN  
 BL. - BLUE/AZUL/BLEU  
 BK. - BLACK/NEGRO/NOIR  
 PK. - PINK/ROSA/ROSA/  
 T. - TAN/CAFE CLARO/BEIGE

WIRE ALAMBRE FIL	GAUGE MEDIDA CALIBRE	TEMP. °C	CSA	UL
1	18	125	CL1251	3173
2	16	125	CL1251	3173
3	14	125	CL1251	3173
4	12	125	CL1251	3173
5	18	150	EXL-150	3321
6	16	150	EXL-150	3321
7	14	150	EXL-150	3321
8	12	150	EXL-150	3321
9	10	150	EXL-150	3321
10	18	200	SEW-1	3122
11	16	200	SEW-1	3122
21	22	125	CL-1252	3266
22	22	150		10109
32	8	125	CL-1251	3173
33	10	125	CL-1251	3173
34	16	200		3512
35	18	200		3512

LIMITER/LIMITADOR/LIMITEUR E.G.O./A.K.O.



**CAUTION: DISCONNECT POWER BEFORE SERVICING UNIT.**  
**ATENCIÓN: CORTAR LA CORRIENTE ANTES DE REALIZAR EL MANTENIMIENTO DEL ELECTRODOMESTICO.**  
**ATTENTION: COUPEZ L'ALIMENTATION AVANT D'EFFECTUER LA REPARATION.**

**318046830 REV:D**