

# ELICA PRO SERIES VAVANO ISLAND



HUSH SYSTEM



REPLACEABLE



SEAMLESS LOOK



GREASE COLLECTOR



PROFESSIONAL PERFORMANCE

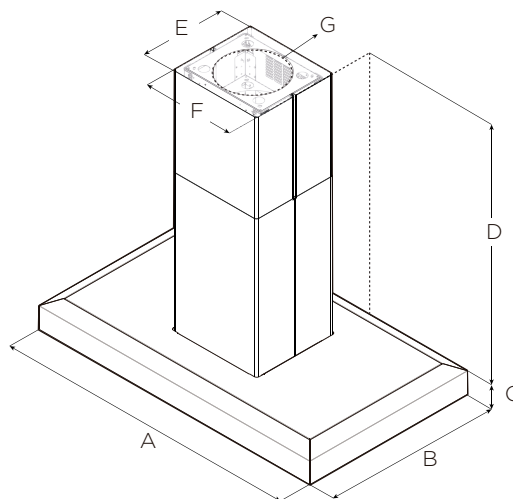


HEAT GUARD

ELICA'S EXCLUSIVE PLUS FEATURES

Designed to be suspended above a kitchen island, Vavano's crisp lines, beveled rim and gleaming stainless steel deliver professional cooking with a sense of style. Give your kitchen a splash of Italian design with a box style island hood that has the extra depth and power required to support professional ranges and cooktops.

Available in 42" and 48" widths, Vavano Island comes equipped with a powerful 600 CFM internal blower and backlit hidden metallic in/out knobs, which operate the 4 speed blower and LED lighting.



	EVI642SS EVI642S1	EVI648SS EVI648S1
A	42" (106.7 cm)	48" (122 cm)
B	24 5/8" (62 cm)	
C	51 15/16" (12.8 cm)	
D	Max: 51" (129.4 cm) Min: 30" (76 cm)	
E	12" (30.5 cm)	
F	13 5/4" (33.2 cm)	
G	8" (20.3 cm)	







# ELICA PRO SERIES VAVANO ISLAND



## SPECIFICATIONS

	42" Unit	48" Unit
Model:	EVI642SS EVI642S1	EVI648SS EVI648S1
Dimensions:	42"W x 24"D x 12 1/8"H	48"W x 24"D x 12 1/8" H
Blower Type(internal):	600 CFM (4 -speed)	
Blower Performance:		
Speed 1	205 CFM	
Speed 2	350 CFM	
Speed 3	510 CFM	
Speed 4	600 CFM	
Noise (sones):	Min: 3.21, Max: 7.7	
Woking Speed		
Finish:	Stainless Steel	
Controls:	Fully retractable rotating knobs with blue backlighting	
Illumination:	4 LED, 7.5 W (replaceable lamps 1 intensity)	
Filter Type:	3 Dishwasher-Safe, Professional Stainless Steel	
Angled Baffle Filters:	3	
Duct Transition:	8" Round with Back Draft Damper (top only)	
Installation Type:	Ducted Installation Only	
Electrical:	120V - 60 Hz	
KITS:		
Long Chimney Extension Kit 12":	KIT0145610	
Inline Blower Kit (1200 CFM):	KIT0154387	
External Blower Kit:	KIT0153054	
CONSUMABLE PARTS:		
Grease Filter (1):	GF044A	GF09EA
Light Bulb (1):	LMP0131098	
*Consumable parts are sold in units of one (1). Order accordingly		
INSTALL HEIGHTS:		
Ranger Hood:	Ducted - Min: 8'0", Max: 10'0"	
Ranger Hood with extension duct covers:	Ducted - Min: 9'5", Max: 13'0"	

## PLUS FEATURES

- 
**HUSH SYSTEM** - An exclusive sound deadening technology that effectively reduces sound levels by over 35%
- 
**LED CONSUMER REPLACEABLE BULB** - High quality LED lighting usually requires a skilled technician to replace lamps. Avoid this expense with Elica's new LED lamps that enable homeowners to replace in seconds
- 
**SEAMLESS CRAFTSMANSHIP** - Heavy gauge stainless steel "Seamless" construction that delivers refined elegance.
- 
**STAINLESS STEEL BAFFLE FILTERS WITH GREASE COLLECTORS** - Designed for high airflow cooking, the "S" shape design traps high volumes of grease
- 
**PROFESSIONAL PERFORMANCE** - Special features and high performances for models with aspiration capacity between 600 and 1200 CFM's
- 
**HEAT GUARD** - Senses extreme temperatures (>158 degrees) and automatically adjusts the blower speed to HIGH