



**PRODUCT GUIDE
2020**



elica
aria nuova

*The product images shown are for illustration purposes only and may not be an exact representation of the product.



AIR IS PRECIOUS.
THIS EVERYDAY AWARENESS, HAS DRIVEN ELICA'S DESIGN
SENSE, SUPPORTED BY THE MOST ADVANCED TECHNOLOGY
IN THE FIELD. ALL ELICA SERIES ARE ABLE TO MEET THE
NEEDS RELATED TO THE DIFFERENT WAYS OF LIVING AND
COOKING ALL AROUND THE WORLD.

WHY ELICA

The history of our brand began back in 1970 in Fabriano, Italy, where **our passion for design and quality** was born. An unmistakable style along with the meticulous studies of the air and its qualities, are our distinctive traits.

From the very beginning we have been inspired by the principles of Italian Design, combining the most innovative technologies in the creation of our range-hoods.

Over the years we have revolutionised the image of the hoods and the Elica brand can be found in homes all over the world. Our evolution has taken us into the world of cooking providing unprecedented, industry first solutions before anyone else that **never cease to amaze**. Our long history of cutting edge design and technology has led to numerous patents, which have helped drive the future of appliances. At our global design center and the Elica Propulsion Laboratory, experts study air, moisture and heat, where they are researching and developing the products of tomorrow. Elica is now represented on five continents with manufacturing plants and commercial offices.

We are the market leader, we produce 20.7 million pieces ranging from hoods to motors every year. We are now represented in our plants worldwide in Italy, Poland, Mexico, India, China and Russia, and our brand being present in all five continents.

These are some of the Awards where our products have been recognized:



INDEX

COOKTOPS WITH ASPIRATION SYSTEM



NIKOLATESLA ONE
page 7



NIKOLATESLA SWITCH
page 8

WALL MOUNT HOODS



METEORITE
page 17



STONEY
page 18



COMO
page 20



MEZZANO
page 22



VARNA BLACK
page 23



VARNA
page 23



FOGLIA
page 24



PILATO
page 24



LUGANO
page 21



LEONE
page 29



VAVANO
page 30



CALABRIA
page 31



HAIKU &
HAIKU COLOR
page 13



HAIKU
page 15



TOBLINO
page 37



POTENZA
page 37



VOLTERRA
page 39

ISLAND HOODS



METEORITE IS
page 17




STONEY IS
page 18



CINGOLI
page 20



MAGGIORE
page 22



SALICE
page 21



LEONE IS
page 29



VAVANO IS
page 30



EASY
page 10



CHROME
page 11



HAIKU IS &
HAIKU IS COLOR
page 14



HAIKU IS
page 15

OUTDOOR



CAPRI
page 34

UNDER CABINET HOODS



ARIA
page 25



MODENA
page 25



BELLAGIO
page 27



GLIDE
page 10



CERVINIA
page 31



ALLASIO
page 36



NEMI
page 36



SORA
page 38



TT
page 39

INSERT HOODS



PALERMO
page 26



AREZZO
page 32



TRENTO
page 32



ASTI
page 38

CEILING MOUNT HOODS



SIENA
page 11



ILLUSION
page 12



HIGHLIGHT
page 12

DOWNDRAFT HOODS



RISE
page 26



AIR COOKING

NIKOLATESLA is the first Elica exclusive Aspiration Cooktop, which combines functionality of two technologies: Induction + Ventilation System into one single appliance. No other cooking technology is faster than the induction elements, Nikola Tesla series makes a reality to boil 1L of water in less than 60 seconds. Elica's Air Cooking line offers all the benefits of the induction wonders: safety, cleanliness, energy saving, PLUS the aspiration system of a powerful hood. Save time and space, uncover this elegant hi tech design.



NIKOLATESLA ONE

INDUCTION COOKTOP

Absorption	440 W
Frequency	60 Hz
Voltage	208-240 V
Cooking Zones	4 zones of 7.1" x 7.9"
Bridge Zones	2
Heating Level	9 Levels + Booster

ASPIRATION SYSTEM

Controls	Slider touch control 3 speed + Booster ventilation
Blower Performance	400 CFM (4 speed)
Noise (Sones)	5 sones
Duct Transition	3 1/4" x 10" Round
Filters	6 Layer Anodized Aluminum Mesh Grease Filter
Ceramic Filters	4

AIR COOKING

Size	32 11/16" W x 20 1/16"D x 8 1/4"H
Type Finish	Black glass
Installation Type	Ducted or recirculating Self rimming or flush mounted
Model Numbers	ENT432BL
KITS	KIT0155746 Stainless Steel Trim Kit 36"



AIRMATIC



STOP&GO



BRIDGE ZONES



POT
DETECTOR



TEMPERATURE
MANAGER



TOUCH
CONTROL





NIKOLATESLA SWITCH

INDUCTION COOKTOP

Absorption	440 W
Frequency	60 Hz
Voltage	208-240 V
Cooking Zones	4 zones of 7.1" x 7.9"
Bridge Zones	2
Heating Level	9 Levels + Booster

ASPIRATION SYSTEM

Controls	Slider touch control 3 speed + Booster ventilation
Blower Performance	400 CFM (4 speed)
Noise (Sones)	5 sones
Duct Transition	3 1/4" x 10" Round
Filters	6 Layer Anodized Aluminum Mesh Grease Filter
Ceramic Filters	3

AIR COOKING

Size	36" W x 20 1/16"D x 8 1/4"H
Type Finish	Black glass
Installation Type	Ducted or recirculating Self rimming or flush mounted
Model Numbers	ENS436BL



AIRMATIC



STOP&GO



BRIDGE ZONES



POT
DETECTOR



TEMPERATURE
MANAGER



TOUCH
CONTROL





Iconic line hoods are uniquely Italian, with a focus on design that makes a statement in any home, providing captivating beauty, complemented by innovative materials and technology that promotes curiosity, emotion and conversation.



EASY

ISLAND

Width 20"

Depth 19 3/4"

Color/Material Stainless Steel / White

Blower Performance 355 CFM (4-speed)

Controls Electronic push control with perimetral light 3 speed + Booster

Lightning 3 LED Lights

Filter Aluminum mesh filter + Perimetral Aspiration

Installation Type Recirculating

Model Numbers EES320SS EES320WT

Height For ceiling heights 6'10" - 11'8"

OTHERS

Timer
Clean Filter Indicator

KITS

Optional Wall Mounting Bracket KIT0121394

High Ceiling Extension (6'10"-23'5") KIT01921



TOUCH CONTROL



PERIMETER ASPIRATION



REVOLUTION FILTER



LONG LIFE FILTER



AMBIENT LIGHT



LED LIGHT



EASY INSTALLATION



GLIDE

UNDERCABINET

Width 30", 36"

Depth 19 3/4"

Color/Material Stainless Steel + Clear Glass

Blower Performance 400 CFM (4 speed)

Controls Backlit Electronic Push Button with display

Lightning 2 LED Lights

Filter Stainless Steel microhole filter

Installation Type Ducted or Recirculating with Recirculating Kit (sold separately)

Model Numbers EGL430S1 EGL436S1

Transition 3 1/4"x10" top and rear

OTHERS

Stand By Mode
Timer
Change Filter Alarm

KITS

Optional Recirculating Kit F00539



LONG LIFE FILTER



LED LIGHT



DIM LIGHT



CHROME

ISLAND

Width	23"
Depth	17"
Color/Material	Stainless Steel
Blower Performance	600 CFM (4-speed)
Controls	Magic Wand
Lightning	2 LED Lights
Filter	Anodized Aluminum mesh filter
Installation Type	Ducted or Recirculating with Recirculating Kit (sold separately)
Model Numbers	ECH623S1
Height	For ceiling heights 7'9" - 9'8" (ducted)
Transition	8" Round

OTHERS

Stand By Mode
Clean Filter Indicator
Change Filter Alarm
Visual Speed Indicator

KITS

Optional Recirculating Kit KIT01916/S
Optional Jet Black Remote Control KIT02183/1



TOP PERFORMANCE



ELICA DEEP SILENCE



LED LIGHT



HEAT GUARD



REMOTE CONTROL



SIENA

CEILING

Width	43"
Depth	27"
Color/Material	Stainless Steel
Blower Performance	600 CFM, 4 speed in-line blower (sold separately)
Controls	Remote Control
Lightning	4 LED Lights
Filter	Dishwasher-safe aluminum mesh grease filters + stainless steel perimeter aspiration plate
Installation Type	Duct out installation only
Model Numbers	ESNX43S2 ESNBLK26
Height	For ceiling heights up to 10'0"
Transition	6" Round (5 directional ports)

OTHERS

Timer
Clean Filter Indicator



TOP PERFORMANCE



BLOWER KIT



REMOTE CONTROL



PERIMETER ASPIRATION



AMBIENT LIGHT



LED LIGHT



ILLUSION

CEILING

Width 39 3/8"

Depth 19 17/25"

Color/Material Metal White with White Frame / Naked panel (stainless steel) + Stainless Steel Frame

Blower Performance 600 CFM

Controls 3 Speed + 2 Booster Remote Control

Lightning Strip LED light with dimmable + tunable lightning

Filter Grease aluminum filter

Installation Type Ducted or Recirculating with Recirculating Kit (sold separately)

Model Numbers EIL640WH EIL640DW

Height For ceiling heights up to 10'0"

Transition 6" Round (5 directional ports)

OTHERS

- Long Strip LED
- Timer
- Change Filter Alarm
- Panel Ready

KITS

Recirculating Kit KIT0167875



TOP PERFORMANCE



REMOTE CONTROL



TUNE WHITE



EASY INSTALLATION



UNIQUE MATERIALS



LED LIGHT



DIM LIGHT



TOTAL INTEGRATION



LONG LIFE FILTER



HIGHLIGHT

CEILING

Width 39 3/8"

Depth 22 11/25"

Color/Material White Glass with Metal White Frame / Stainless Steel

Blower Performance 600 CFM

Controls 3 Speed + 2 Booster Remote Control

Lightning Strip LED light with dimmable + tunable lightning

Filter Grease aluminum filter

Installation Type Ducted or Recirculating with Recirculating Kit (sold separately)

Model Numbers EHL640WH EHL640SS

Height For ceiling heights up to 10'0"

Transition 6" Round (5 directional ports)

OTHERS

- Long Strip LED
- Timer
- Change Filter Alarm
- White Glass: gives the look as if it was all illuminated.

KITS

Recirculating Kit KIT0167875



TOP PERFORMANCE



REMOTE CONTROL



LONG LIFE FILTER



TUNE WHITE



EASY INSTALLATION



UNIQUE MATERIALS



LED LIGHT



DIM LIGHT



TOTAL INTEGRATION



HAIKU

WALL MOUNT

Width	24", 36", 48"
Depth	12.5 to 15"
Color/Material	Stainless Steel
Blower Performance	600 CFM
Controls	Sensitive touch control 3 speed + 2 Booster
Lightning	Strip LED
Filter	Sophisticated black iron grates + 6 layer mesh filter
Installation Type	Ducted or Recirculating with Recirculating Kit (sold separately)
Model Numbers	EHK636SS EHK624SS EHK648SS
Height	For ceiling heights 7'3" - 9'10" (ducted), 7'3" - 10'1" (recirculating)
Transition	6" Round
OTHERS	Clean Filter Indicator

KITS

Kit recirculante CFC0141725AUL



TOP PERFORMANCE



UNIQUE MATERIALS



LED LIGHT



TOTAL INTEGRATION



DEEP SILENCE



HAIKU COLOR

WALL MOUNT

Width	36"
Depth	12.5 to 15"
Color/Material	Black Glass / White KRION®
Blower Performance	600 CFM
Controls	Sensitive touch control 3 speed + 2 Booster
Lightning	Strip LED
Filter	Sophisticated black iron grates + 6 layer mesh filter
Installation Type	Ducted or Recirculating with Recirculating Kit (sold separately)
Model Numbers	EHK636WH EHK636BL
Height	For ceiling heights 7'3" - 9'10" (ducted), 7'3" - 10'1" (recirculating)
Transition	6" Round
OTHERS	Clean Filter Indicator

KITS

Kit recirculante CFC0141725AUL



TOP PERFORMANCE



UNIQUE MATERIALS



LED LIGHT



TOTAL INTEGRATION



DEEP SILENCE





HAIKU

ISLAND

Width	48", 70"
Depth	12.8"
Color/Material	Stainless Steel
Blower Performance	600 CFM
Controls	Sensitive touch control 3 speed + 2 Booster
Lightning	Strip LED
Filter	Sophisticated black iron grates + 6 layer mesh filter
Installation Type	Ducted or recirculating with Rercilating Kit (sold separately)
Model Numbers	EHI648SS EHI670SS
Height	For ceiling heights 7'3" - 9'10" (ducted), 7'3" - 10'1" (recirculating)
Transition	6" Round

OTHERS

Clean Filter Indicator

KITS

Kit recirculante CFC0141725AUL



TOP PERFORMANCE



UNIQUE MATERIALS



LED LIGHT



TOTAL INTEGRATION



DEEP SILENCE



HAIKU COLOR

ISLAND

Width	48"
Depth	12.8"
Color/Material	Black Glass / White KRION®
Blower Performance	600 CFM
Controls	Sensitive touch control 3 speed + 2 Booster
Lightning	Strip LED
Filter	Sophisticated black iron grates + 6 layer mesh filter
Installation Type	Ducted or recirculating with Rercilating Kit (sold separately)
Model Numbers	EHI648BL EHI648WH
Height	For ceiling heights 7'3" - 9'10" (ducted), 7'3" - 10'1" (recirculating)
Transition	6" Round

OTHERS

Clean Filter Indicator

KITS

Kit recirculante CFC0141725AUL



TOP PERFORMANCE



UNIQUE MATERIALS



LED LIGHT



TOTAL INTEGRATION



DEEP SILENCE



*White KRION® ecological material that has antibacterial properties and can be 100% recycled. Easy repair and cleaning due to the absence of porosity



HAIKU

WALL MOUNT

Width 12.5"

Depth 12.5 to 15"

Color/Material Stainless Steel

Blower Performance 600 CFM

Controls Sensitive touch control 3 speed + 2 Booster

Lightning Strip LED

Filter Sophisticated black iron grates + 6 layer mesh filter

Installation Type Ducted or Recirculating with Recirculating Kit (sold separately)

Model Numbers EHK613SS

Height For ceiling heights 7'3" - 9'10" (ducted), 7'3" - 10'1" (recirculating)

Transition 6" Round

OTHERS

Clean Filter Indicator

KITS

Kit recirculante CFC0141725AUL



TOP PERFORMANCE



UNIQUE MATERIALS



LED LIGHT



TOTAL INTEGRATION



DEEP SILENCE



HAIKU

ISLAND

Width 12.5"

Depth 12.8"

Color/Material Stainless Steel

Blower Performance 600 CFM

Controls Sensitive touch control 3 speed + 2 Booster

Lightning Strip LED

Filter Sophisticated black iron grates + 6 layer mesh filter

Installation Type Ducted or Recirculating with Recirculating Kit (sold separately)

Model Numbers EHI613SS

Height For ceiling heights 7'3" - 9'10" (ducted), 7'3" - 10'1" (recirculating)

Transition 6" Round

OTHERS

Clean Filter Indicator

KITS

Kit recirculante CFC0141725AUL



TOP PERFORMANCE



UNIQUE MATERIALS



LED LIGHT



TOTAL INTEGRATION



DEEP SILENCE





The **Techne Plus** product line include range hoods equipped with sensors that measure temperature and moisture to automatically adjust to the environment necessities. The result is an automatic hood that delivers optimum performance and unparalleled convenience.



METEORITE

WALL MOUNT

Width	36"
Depth	17 1/8"
Color/Material	Stainless steel + black glass
Blower Performance	550 CFM (4-speed)
Controls	Touch controls 3 speed + Booster
Lightning	Strip LED with tunable and dimmable lightning
Filter	Dishwasher-safe aluminum grease filter, perimeter aspiration
Installation Type	Ducted or Recirculating with Recirculating Kit (sold separately)
Model Numbers	EMT636SS
Height	For ceiling heights 7'6" - 10'4" (ducted), 7'10" - 10'8" (recirculating)
Transition	8" Round
OTHERS	
Clean Filter Indicator	
Automatic Heat Sensor	

KITS

Optional Recirculating Kit	KIT0120949
Optional Remote Control	KIT0121468



TOP PERFORMANCE



TOUCH CONTROL



PERIMETER ASPIRATION



AMBIENT LIGHT



LED LIGHT



HUSH SYSTEM



DIM LIGHT



TUNE WHITE



METEORITE

ISLAND

Width	48"
Depth	24"
Color/Material	Stainless steel + black glass
Blower Performance	550 CFM (4-speed)
Controls	Touch controls 3 speed + Booster
Lightning	Strip LED with tunable and dimmable lightning
Filter	Dishwasher-safe aluminum grease filter, perimeter aspiration
Installation Type	Ducted or Recirculating with Recirculating Kit (sold separately)
Model Numbers	EMI648SS
Height	For ceiling heights 7'9" - 9'6" (ducted), 8'1" - 9'10" (recirculating)
Transition	8" Round
OTHERS	
Clean Filter Indicator	
Automatic Heat Sensor	

KITS

Optional Recirculating Kit	KIT0120949
Optional Remote Control	KIT0121468



TOP PERFORMANCE



TOUCH CONTROL



PERIMETER ASPIRATION



AMBIENT LIGHT



LED LIGHT



HUSH SYSTEM



DIM LIGHT



TUNE WHITE



STONEY

WALL MOUNT

Width	30", 36"
Depth	19 7/8"
Color/Material	Stainless Steel + Black Glass
Blower Performance	600 CFM (4-speed) with CRS System to limit CFM amount
Controls	Touch Control 3 Speeds + Booster
Lightning	2 LED Premium Dimmable Lights
Filter	Dishwasher safe aluminum grease filter, perimeter aspiration
Installation Type	Ducted or Recirculating with Recirculating Kit (sold separately)
Model Numbers	EST630SS EST636SS
Height	For ceiling heights 7'0" - 9'2" (ducted), 7'5" - 9'6" (recirculating)
Transition	6" Round

KITS

Recirculating Kit	KIT0141925
Long Chimney extension (9' to 12' Ceiling)	KIT02785
Charcoal Filter Replacement	KIT0141918



CFM REDUCTION



TOP PERFORMANCE



HUSH SYSTEM



TOUCH CONTROL



PERIMETER ASPIRATION



AMBIENT LIGHT



LED LIGHT



DIM LIGHT



STONEY

ISLAND

Width	36", 42"
Depth	27"
Color/Material	Stainless Steel + Black Glass
Blower Performance	600 CFM (4-speed) with CRS System to limit CFM amount
Controls	Touch Control 3 Speeds + Booster
Lightning	2 LED Premium Dimmable Lights
Filter	Dishwasher safe aluminum grease filter, perimeter aspiration
Installation Type	Ducted or Recirculating with Recirculating Kit (sold separately)
Model Numbers	ESI636SS ESI642SS
Height	For heights 7'9" - 9'11" (ducted), 7'9" - 10'4" (recirculating)
Transition	6" Round

KITS

Recirculating Kit	KIT0141924
Long Chimney Extension (9' to 12' Ceiling)	KIT02721
Charcoal Filter Replacement	KIT0141918



CFM REDUCTION



TOP PERFORMANCE



HUSH SYSTEM



TOUCH CONTROL



PERIMETER ASPIRATION



AMBIENT LIGHT



LED LIGHT



DIM LIGHT



Techne Line brings everyday Italian living into your kitchen, featuring inspirational classic Italian designs, loaded with functional technologies that deliver convenience and high performance. Techne hoods come equipped with powerful blowers, hush sound suppression system, elegant glass touch controls, and the possibility to set the desired illumination mood with long life LED lighting, where temperature and luminosity can be dimmed and adjusted.



COMO

WALL MOUNT

Width 30", 36"

Depth 19 11/16"

Color/Material Stainless Steel with black glass

Blower Performance 600 CFM (4-speed) with CRS System to limit CFM amount

Controls Touch control 3 Speed + Booster

Lightning 2 LED Premium Dimmable Lights

Filter Dishwasher Safe Stainless Steel Microhole Filters

Installation Type Ducted or Recirculating with Recirculating Kit (sold separately)

Model Numbers ECM630S3 ECM636S3

Height For heights 7'6" - 10'2" (ducted), ceiling heights 7'10" - 10'5" (recirculating)

Transition 6" Round

KITS

Recirculating Kit KIT02721A | KIT02766

Long Chimney Extension (9' to 12' Ceiling) KIT0100315

Recirculating Long Life Filter KIT02199

Charcoal Filter Replacement KIT02667



CFM REDUCTION



TOP PERFORMANCE



TOUCH CONTROL



AMBIENT LIGHT



LED LIGHT



DIM LIGHT



HUSH SYSTEM



CINGOLI

ISLAND

Width 36", 42"

Depth 25 3/16"

Color/Material Stainless Steel with black glass

Blower Performance 600 CFM (4-speed) with CRS System to limit CFM amount

Controls Touch control 3 Speed + Booster

Lightning 2 LED Premium Dimmable Lights

Filter Dishwasher Safe Stainless Steel Microhole Filters

Installation Type Ducted or Recirculating with Recirculating Kit (sold separately)

Model Numbers ECN636S3 ECN642S3

Height For ceiling heights 7'6" - 9'8" (ducted), 7'6" - 10'1" (recirculating)

Transition 6" Round

KITS

Recirculating Kit KIT02665

Long Chimney extension (9' to 12' Ceiling) KIT0100317

Recirculating Long Life Filter KIT02198

Charcoal Filter Replacement KIT02667



CFM REDUCTION



TOP PERFORMANCE



HUSH SYSTEM



AMBIENT LIGHT



LED LIGHT



DIM LIGHT



TOUCH CONTROL



LUGANO

WALL MOUNT

Width 30", 36"

Depth 19 7/8"

Color/Material Stainless Steel with Black Glass

Blower Performance 600 CFM (4-speed) with CRS System to limit CFM amount

Controls Touch Control 3 Speeds + Booster

Lighting 2 LED Premium Dimmable Lights

Filter Aluminum Mesh Filter + Perimeter Aspiration

Installation Type Ducted or Recirculating with Recirculating Kit (sold separately)

Model Numbers ELG630S3 ELG636S3

Height For ceiling heights 7'0" - 9'2" (ducted), 7'5" - 9'6" (recirculating)

Transition 6" Round

KITS

Recirculating Kit KIT0141925

Long Chimney Extension (9' to 12' Ceiling) KIT02785

Recirculating Long Life Filter KIT02199

Charcoal Filter Replacement KIT0141918



CFM REDUCTION



TOP PERFORMANCE



HUSH SYSTEM



TOUCH CONTROL



LED LIGHT



DIM LIGHT



PERIMETER ASPIRATION



AMBIENT LIGHT



SALICE

ISLAND

Width 36", 42"

Depth 27 4/5"

Color/Material Stainless Steel with Black Glass

Blower Performance 600 CFM (4-speed) with CRS System to limit CFM amount

Controls Touch control 3 Speeds + Booster

Lighting 4 LED Premium Dimmable Lights

Filter Aluminum Mesh Filter + Perimeter Aspiration

Installation Type Ducted or Recirculating with Recirculating Kit (sold separately)

Model Numbers ESL636S3 ESL642S3

Height For ceiling heights 7'9" - 9'11" (ducted), 7'9" - 10'4" (recirculating)

Transition 6" Round

KITS

Recirculating Kit KIT0141924

Long Chimney Extension (9' to 12' Ceiling) KIT0100317

Charcoal Filter Replacement KIT0141918



CFM REDUCTION



TOP PERFORMANCE



HUSH SYSTEM



TOUCH CONTROL



LED LIGHT



DIM LIGHT



PERIMETER ASPIRATION



AMBIENT LIGHT



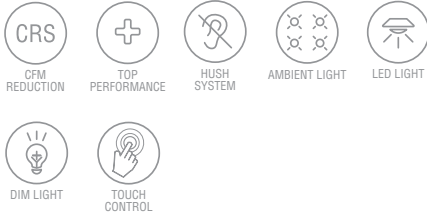
MEZZANO

WALL MOUNT

Width	30", 36"
Depth	19 11/16"
Color/Material	Stainless Steel with black glass
Blower Performance	600 CFM (4-speed) with CRS System to limit CFM amount
Controls	Touch Control 3 Speeds + Booster
Lighting	2 LED Premium Dimmable Lights
Filter	Dishwasher- Safe, Stainless Steel Microhole Filter
Installation Type	Ducted or Recirculating with Recirculating Kit (sold separately)
Model Numbers	EMZ630S3 EMZ636S3
Height	For ceiling heights 7'6" - 10'2" (ducted), 7'10" - 10'6" (recirculating)
Transition	6" Round

KITS

Recirculating Kit	KIT0102875
Long Chimney extension (9' to 12' Ceiling)	KIT02785
Recirculating Long Life Filter	KIT02199



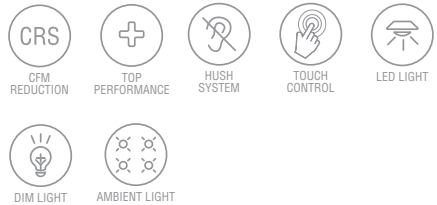
MAGGIORE

ISLAND

Width	36", 42"
Depth	27 1/8"
Color/Material	Stainless Steel with Black Glass
Blower Performance	600 CFM (4-speed) with CRS System to limit CFM amount
Controls	Touch Control 3 Speeds + Booster
Lighting	4 LED Premium Dimmable Lights
Filter	Dishwasher- Safe, Stainless Steel Microhole Filter
Installation Type	Ducted or Recirculating with Recirculating Kit (sold separately)
Model Numbers	EMG636S1 EMG642S1
Height	For ceiling heights 7'6" - 9'9" (ducted), 7'6" - 10'2" (recirculating)
Transition	6" Round

KITS

Recirculating Kit	KIT02665
Long Chimney Extension (9' to 12' Ceiling)	KIT0100317
Charcoal Filter	KIT02667





VARNA

WALL MOUNT

Width	30", 36"
Depth	19 11/16"
Color/Material	Stainless Steel with Black Glass
Blower Performance	600 CFM (4-speed) with CRS System to limit CFM amount
Controls	Touch Control 3 Speeds + Booster
Lightning	2 LED Premium Dimmable Lights
Filter	Dishwasher-Safe, Stainless Steel Microhole Filter
Installation Type	Ducted or Recirculating with Recirculating Kit (sold separately)
Model Numbers	EVR630S2 EVR636S2
Height	For heights 7'5" - 9'1" (ducted), 7'5" - 9'6" (recirculating)
Transition	6" Round

KITS

Recirculating Kit	KIT02766 KIT02721A
Long Chimney Extension (9' to 12' Ceiling)	KIT02762



VARNA BLACK

WALL MOUNT

Width	30", 36"
Depth	19 11/16"
Color/Material	Black Stainless Steel w/black glass
Blower Performance	600 CFM (4-speed)
Controls	Touch Control 3 Speeds + Booster
Lightning	2 LED Premium Dimmable Lights
Filter	2 Dishwasher Safe, Stainless Steel Microhole Filter
Installation Type	Ducted or Recirculating with Recirculating Kit (sold separately)
Model Numbers	EVR630BL EVR636BL
Height	For heights 7'5" - 9'1" (ducted), 7'5" - 9'6" (recirculating)
Transition	6" Round

KITS

Recirculating Kit	KIT02766 KIT02721A
Long Chimney Extension (9' to 12' Ceiling)	KIT02762



CFM REDUCTION



HUSH SYSTEM



TOUCH CONTROL



LED LIGHT



DIM LIGHT



TOP PERFORMANCE



AMBIENT LIGHT



CFM REDUCTION



TOP PERFORMANCE



HUSH SYSTEM



TOUCH CONTROL



LED LIGHT



AMBIENT LIGHT



DIM LIGHT



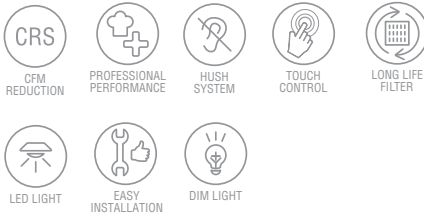
FOGLIA

WALL MOUNT

Width	30", 36"
Depth	19 11/16"
Color/Material	Stainless Steel + Black Glass
Blower Performance	600 CFM (4-speed) with CRS System to limit CFM amount
Controls	Touch control 3 Speed + Booster
Lightning	2 LED Premium Dimmable Lights
Filter	Dishwasher- Safe, Stainless Steel Microhole Filter
Installation Type	Ducted or Recirculating with Recirculating Kit (sold separately)
Model Numbers	EFG630S1 EFG636S1
Height	For ceiling heights 7'5" - 9'2" (ducted), 7'5" - 9'6" (recirculating)
Transition	6" Round

KITS

Recirculating Kit	KIT02766 KIT02721A
Long Chimney Extension (9' to 12' Ceiling)	KIT02784



PILATO

WALL MOUNT


Width	30", 36"
Depth	21 1/2"
Color/Material	Stainless Steel
Blower Performance	600 CFM (4-speed) with CRS System to limit CFM amount
Controls	Multi-function electronic with LCD display
Lightning	2 Halogen Lights
Filter	2, Dishwasher-Safe, Stainless Steel Microhole filters
Installation Type	Ducted or Recirculating with Recirculating Kit (sold separately)
Model Numbers	EPL630S1 EPL636S1
Height	For heights 7'5" - 9'2" (ducted), 7'5" - 9'5" (recirculating)
Transition	6" Round

OTHERS

Change Filter Alarm

KITS

Recirculating Kit	KIT02766 y KIT02721
Long Chimney Extension (9' to 12' Ceiling)	KIT02762





ARIA

UNDER CABINET

Width	30", 36"
Depth	20"
Color/Material	Stainless Steel with Black Glass
Blower Performance	400 CFM (4-speed) with CRS System to limit CFM amount
Controls	Touch control 3 Speed + Booster
Lighting	2 LED Premium Dimmable Lights
Filter	2 Dishwasher-Safe, Stainless Steel Baffle Slot Filters
Installation Type	Ducted or Recirculating with Recirculating Kit (sold separately)
Model Numbers	EAI430SS EAI436SS
Transition	3 1/4" x 10" top / rear or 7" round (top, sold separately)

KITS
 Recirculating Kit 30": KIT02178 36": KIT02179
 Backdraft Damper 7" Round KIT02723



MODENA

UNDER CABINET

Width	30", 36"
Depth	19 5/8"
Color/Material	Stainless Steel with Black Glass
Blower Performance	600 CFM (4-speed) with CRS System to limit CFM amount
Controls	Touch Control 3 Speed + Booster
Lighting	2 LED Premium Dimmable Lights
Filter	Dishwasher-Safe, Stainless Steel Microhole Filter
Installation Type	Ducted or Recirculating with Recirculating Kit (sold separately)
Model Numbers	EMD530S3 EMD536S3
Transition	3 1/4" x 10" Rectangular (rear outlet) and 6" Round (top outlet)

KITS
 Recirculating Kit KIT02667





PALERMO

INSERT

Width	28"
Depth	10 3/4"
Color/Material	Stainless Steel
Blower Performance	600 CFM (3 speed)
Controls	Stainless Steel Push Button
Lightning	2 LED Premium Lights
Filter	2 Dishwasher-Safe, Stainless Steel Baffle Slot
Installation Type	Ducted or Recirculating with Recirculating Kit (sold separately)
Model Numbers	EPR628S1
Transition	6" round (top)

KITS

Recirculating Kit	KIT02770
Hood liner 30"	KIT02773
Hood liner 36"	KIT02774



TOP PERFORMANCE



HUSH SYSTEM



SEMI BAFFLE FILTER



LED LIGHT



RISE

DOWNDRAFT

Width	30", 36"
Depth	12 1/2"
Color/Material	Stainless Steel
Blower Performance	600 CFM (4 speed)
Controls	Electronic Rootating Disc
Lightning	No lightning
Filter	Perimeter Aspiration (Aluminum Mesh Filter Behind) + Perimeter Aspiration Plate
Installation Type	Ducted installation only
Model Numbers	ERS630S1 ERS636S1
Transition	6" round (Multi Directional)

KITS

Replacement Grease Filter	GRI0107245A
---------------------------	-------------



TOP PERFORMANCE



PERIMETER ASPIRATION



BELLAGIO

UNDER CABINET

Width 30", 36"

Depth 20"

Color/Material Stainless Steel

Blower Performance 400 CFM (4-speed) with CRS System to limit CFM amount

Controls Multi-function electronic with LCD display

Lightning 2 Halogen Lights

Filter Dishwasher-Safe, Anodized Aluminum Mesh

Installation Type Ducted or Recirculating with Recirculating Kit (sold separately)

Model Numbers EBL430SS EBL436SS

Transition 3 1/4" x 10" top / rear or 7" round (top, sold separately)

OTHERS

Change Filter Alarm

KITS

	30"	36"
Recirculating Kit	KIT02178	KIT02179
St Steel Mesh Grease Filter	KIT02591	KIT02592
Duct Transition Kit		KIT0142872
Non Return Valve Kit		KIT02723



CFM REDUCTION



3X LAYER MESH FILTER



HEAT GUARD



ELICA PRO

For those inspired by the culinary arts and gourmet cooking, **Elica Pro** line range hoods deliver professional style cooking, with bold designs coupled with unparalleled durability, quality and high performance that top chefs desire.



LEONE

WALL MOUNT

Width	30", 36", 42", 48"
Depth	24"
Color/Material	Stainless Steel
Blower Performance	30", 36": 600 CFM (4-speed) 36", 42", 48": 1200 CFM (4-speed)
Controls	Fully retractable rotating knobs with blue backlight
Lightning	2 LED Lights
Filter	Dishwasher-Safe, Professional Stainless Steel, Angled baffled filters
Installation Type	Ducted Installation Only
Model Numbers	ELN630SS ELN636SS ELN136S2 ELN142S2 ELN148SS
Height	For ceiling heights 7'6" - 9'11" (over electric cooking), 8'0" - 9'11" (over gas cooking)
Transition	8" Round (top)

KITS

Long Chimney Extension (9' to 12' Ceiling)	KIT02785
1200 CFM External Blower	KIT0153054
1200 CFM In-Line Blower	KIT0154387



PROFESSIONAL PERFORMANCE



HUSH SYSTEM



GREASE COLLECTORS



LED REPLACEABLE



HEAT GUARD



SEAMLESS LOOK



LEONE

ISLAND

Width	36", 42"
Depth	27"
Color/Material	Stainless Steel
Blower Performance	1200 CFM(4-speed)
Controls	Fully retractable rotating knobs with blue backlight
Lightning	2 LED Lights
Filter	Dishwasher-Safe, Professional Stainless Steel
Installation Type	Ducted Installation Only
Model Numbers	ELI136S2 ELI142S2
Height	For ceiling heights 7'9" - 9'10" (over electric cooking), 8'3" - 9'10" (over gas cooking)
Transition	8" Round (top)

KITS

Long Chimney Extension for 42" Model (9' to 12' Ceiling)	KIT0100317
Long Chimney Extension for 36" Model (9' to 12' Ceiling)	KIT02785
1200 CFM External Blower	KIT0153054
1200 CFM In-Line Blower	KIT0154387



PROFESSIONAL PERFORMANCE



HUSH SYSTEM



GREASE COLLECTORS



LED REPLACEABLE



HEAT GUARD



SEAMLESS LOOK



VAVANO

WALL MOUNT

Width	36", 48"
Depth	24"
Color/Material	Stainless Steel
Blower Performance	600 CFM (4 -speed)
Controls	Fully retractable rotating knobs with blue backlight
Lightning	2 LED Lights (replaceable lamps 1 intensity)
Filter	Dishwasher-Safe, Professional Stainless Steel
Installation Type	Ducted Installation Only
Model Numbers	EVV636S1 EVV648S1
Height	For ceiling heights 7'6" - 10'6" (over electric cooking), 8'0" - 10'6" (over gas cooking)
Transition	8" Round (top)

KITS

Long Chimney Extension for 48" Model (9' to 12' Ceiling)	KIT02785
Long Chimney Extension for 36" Model (9' to 12' Ceiling)	KIT0146881
Inline Blower Kit 1200	KIT0154387
External Blower Kit 1200	KIT0153054



VAVANO

ISLAND

Width	42", 48"
Depth	24"
Color/Material	Stainless Steel
Blower Performance	600 CFM (4 -speed)
Controls	Fully retractable rotating knobs with blue backlight
Lightning	4 LED Lights (replaceable lamps 1 intensity)
Filter	3 Dishwasher-Safe, Professional Stainless Steel
Installation Type	Ducted Installation Only
Model Numbers	EVI642S1 EVI648S1
Height	For ceiling heights 7'6" - 10'0" (over electriccooking), 8'0" - 10'0" (over gas cooking)
Transition	8" Round (top)

KITS

Long Chimney Extension (9' to 12' Ceiling)	KIT0145610
Inline Blower Kit 1200	KIT0154387
External Blower Kit 1200	KIT0153054





CALABRIA

WALL MOUNT

Width	30", 36", 42", 48"	
Depth	25"	
Color/Material	Stainless Steel	
Blower Performance	30", 36": 600 CFM (4-speed) 36", 42", 48": 1200 CFM (4-speed)	
Controls	Fully retractable rotating knobs with blue backlight	
Lightning	42", 30" & 36" : 2 LED Lights 48" : 4 LED Lights	
Filter	Dishwasher Safe Professional Stainless Steel Angled Baffle	
Installation Type	Ducted Installation Only	
Model Numbers	ECL630S4	ECL636SS ECL142S4 ECL148S4
Transition	10" Round (Top and Rear)	

OTHERS

Stackable Ducts

KITS

Long Chimney Extension 6"

30" : KIT2159	36" : KIT2158
42" : KIT2622	48" : KIT2164

Long Chimney Extension 12"

30" : KIT2160	36" : KIT2161
42" : KIT2623	48" : KIT2165

Heat Lamp w/2 75W Bulbs Kit

30" : KIT0155106	36" : KIT0155107
42" : KIT0155110	48" : KIT0155111

Stainless Back Splash

30" : KIT0142864	36" : KIT0142867
42" : KIT0142868	48" : KIT0142870

1200 CFM External Blower

KIT0153054

1200 CFM InLine Blower

KIT0154387



PROFESSIONAL PERFORMANCE



HUSH SYSTEM



GREASE COLLECTORS



LED REPLACEABLE



HEAT GUARD



SEAMLESS LOOK



CERVINIA

WALL MOUNT

Width	30", 36"	
Depth	23"	
Color/Material	Stainless Steel	
Blower Performance	600 CFM (4 -speed)	
Controls	Fully retractable rotating knobs with blue backlight	
Lightning	2 LED Lights	
Filter	2 Dishwasher-Safe, Professional Stainless Steel	
Installation Type	Ducted Installation Only	
Model Numbers	ECV630S3	ECV636S3
Transition	3 1/4"x10" (Top and Rear)	

OTHERS

Stackable Ducts

KITS

Long Chimney Extension 6"

30" : KIT2159	36" : KIT2158
----------------------	----------------------

Long Chimney Extension 12"

30" : KIT2160	36" : KIT2161
----------------------	----------------------

Stainless Back Splash

30" : KIT0142864	36" : KIT0142867
-------------------------	-------------------------



PROFESSIONAL PERFORMANCE



HUSH SYSTEM



GREASE COLLECTORS



LED REPLACEABLE



HEAT GUARD



SEAMLESS LOOK



AREZZO

INSERT

Width 28", 34", 40", 46"

Depth 22"

Color/Material Stainless Steel

Blower Performance 28", 34": 600 CFM (4-speed)
34", 40", 46": 1200 CFM (4-speed)

Controls Fully retractable rotating knobs with blue backlight

Lightning 28" & 34": 2 LED Lights
40" & 46": 4 LED Lights

Filter Dishwasher-Safe, Professional Stainless Steel

Installation Type Ducted Installation Only

Model Numbers EAR628S4 EAR634SS
EAR134S4 EAR140S4 EAR146S4

Transition 10" round (top)

KITS

Grease Filter Replacement
28": GF09EA 34": GF09GA 40": GF09FA 46": GF09EA

Inline Blower Kit 1200 KIT0154387

External Blower Kit 1200 KIT0153054



PROFESSIONAL PERFORMANCE



HUSH SYSTEM



GREASE COLLECTORS



LED REPLACEABLE



HEAT GUARD



SEAMLESS LOOK



TRENTO

INSERT

Width 34" or 36" (using included spacers)

Depth 18"

Color/Material Stainless Steel

Blower Performance
ETR634SS 600 CFM (4 speed)
ETR134S1 1200 CFM (4 speed)

Controls Fully retractable rotating knobs with blue backlight

Lightning 2 LED Lights

Filter Dishwasher-Safe, Professional Stainless Steel

Installation Type Ducted Installation Only

Model Numbers ETR634SS ETR134S1

Transition 10" round (top)

KITS

Inline Blower Kit 1200 KIT0154387

External Blower Kit 1200 KIT0153054



PROFESSIONAL PERFORMANCE



HUSH SYSTEM



GREASE COLLECTORS



LED REPLACEABLE



HEAT GUARD



SEAMLESS LOOK



OUTDOOR

Perfect BBQs are the result of a good combination of a grill and powerful exterior hood. Our **Outdoor** line includes stainless steel Grade 304 weather resistant materials, LED Light and extra depth for better fume capturing even extendable with a spacer.



CAPRI

WALL MOUNT

Width	36" or 48"
Depth	32"
Color/Material	Stainless Steel grade 304
Blower Performance	Internal or External 1200 CFM (4-speed) sold separately
Controls	Fully retractable rotating knobs with blue backlight
Lightning	36": 2 LED LIGHTS 48": 4 LED LIGHTS
Filter	Dishwasher-Safe, Professional Stainless Steel
Installation Type	Ducted Installation Only
Model Numbers	ECP136SS ECP148SS
Transition	10" round (top)

OTHERS

Stackable Duct Cover

KITS

External blower KIT 1200 CFM 8" or 10" duct size compatible	KIT0153054
In Line Blower KIT 1200 CFM 8" or 10" duct size compatible	KIT0154387
1200 CFM Internal Blower	KIT0156655
Spacer Kit 3" deep	
36": KIT0153304	48": KIT0153305
Duct cover kit 6"	
36": KIT0156637	48": KIT0156641
Duct cover kit 12"	
36": KIT0156645	48": KIT0156649



PROFESSIONAL
PERFORMANCE



GREASE
COLLECTORS



LED
REPLACEABLE



HEAT GUARD



SEAMLESS
LOOK



COMFORT

The **Comfort** line of range hoods feature highly popular Italian design equipped with a core set of features that deliver functionality, performance, easy installation system and overall deliver a very high level of value.



ALLASIO

UNDERCABINET

Width	30", 36"
Depth	20"
Color/Material	Stainless Steel
Blower Performance	300 CFM (3-speed)
Controls	Backlit Electronic Push Buttons
Lighting	2 LED Lights
Filter	Dishwasher-Safe, Anodized Aluminum Mesh
Installation Type	Ducted or Recirculating with Recirculating Kit (sold separately)
Model Numbers	EAL330S1 EAL336S1
Transition	3 1/4" x 10" top / rear or 7" round (top, sold separately)

KITS

Recirculating Kit	30": KIT02178	36": KIT02179
Non return valve	30": KIT02723	36": KIT02723



NEMI

UNDERCABINET

Width	30", 36"
Depth	18 3/4"
Color/Material	Stainless Steel
Blower Performance	280 CFM (3-speed)
Controls	Electronic Touch Controls
Lighting	2 LED Lights
Filter	Dishwasher-Safe, Anodized Aluminum Mesh
Installation Type	Ducted or Recirculating with Recirculating Kit (sold separately)
Model Numbers	ENM230S1 ENM236S1
Transition	3 1/4" x 10" top/rear or 7" round (top)

KITS

Optional Recirculating Kit	KIT0140997
No return valve 7"	KIT02723
Duct Transition 7"	KIT02722





TOBLINO

WALL MOUNT

Width	24" , 30", 36"
Depth	19 5/8"
Color/Material	Stainless Steel
Blower Performance	400 CFM (3-speed)
Controls	Backlit Electronic Push Button
Lightning	2 LED Lights
Filter	Dishwasher-Safe, Anodized Aluminum Mesh
Installation Type	Ducted or Recirculating with Recirculating Kit (sold separately)
Model Numbers	ETB424SS ETB430S2 ETB436S2
Height	For ceiling heights 6'11" - 8'7" (ducted), 7'0" - 8'11" (recirculating)
Transition	6" round

KITS

Recirculating Kits	KIT0102875 KIT02721A KIT02766
Long Chimney Extension (9' to 12' Ceiling)	KIT02785
CFM Reduction Kit	KIT02748



POTENZA

WALL MOUNT

Width	30", 36"
Depth	19 5/8"
Color/Material	Stainless Steel
Blower Performance	400 CFM
Controls	Backlit Electronic Push Button
Lightning	2 LED Lights
Filter	Dishwasher-Safe, Anodized Aluminum Mesh
Installation Type	Ducted or Recirculating with Recirculating Kit (sold separately)
Model Numbers	EPT430S2 EPT436S2
Height	For ceiling heights 6'11" - 8'7" (ducted), 7'0" - 8'11" (recirculating)
Transition	6" round

KITS

Recirculating Kits	KIT0102875 KIT02721A KIT02766
Long Chimney Extension (9' to 12' Ceiling)	KIT0100315
CFM Reduction Kit	KIT02748





ASTI

INSERT

Width	22", 28"
Depth	10 3/4"
Color/Material	Stainless Steel
Blower Performance	400 CFM (3-speed)
Controls	22, 28": Backlit Electronic Push Button
Lightning	2 LED Lights
Filter	22, 28": Anodized aluminum mesh
Installation Type	Ducted or Recirculating with Recirculating Kit (sold separately)
Model Numbers	EAS422SS EAS428S1
Transition	6" round (top)

KITS

Recirculating Kit	KIT02770
30" Hood liner for EAS428S1	KIT02773
36" Hood liner for EAS428S1	KIT02774



SORA

UNDERCABINET

Width	30", 36"
Depth	23"
Color/Material	Stainless Steel
Blower Performance	400 CFM (2 speeds) with CRS system Kit sold separately to limit CFM
Controls	Rocker controls
Lightning	2 LED Lights
Filter	Dishwasher-Safe, St Steel Baffle Slot Filters
Installation Type	Ducted or Recirculating with Recirculating Kit (sold separately)
Model Numbers	ESR430S1 ESR436S1
Transition	3 1/4" x 10" top and rear

KITS

Recirculating Kit	KIT02770
CFM Reduction Kit	KIT02748





TT

UNDERCABINET

Width	24" , 30" , 36"
Depth	18"
Color/Material	Stainless Steel
Blower Performance	400 CFM (3-speed)
Controls	Electronic Touch Controls + Display
Lightning	2 LED Lights
Filter	Dishwasher-Safe, Anodized Aluminum Mesh
Installation Type	Ducted or Recirculating with Recirculating Kit (sold separately)
Model Numbers	ETT424SI ETT430SS ETT436SS
Transition	6" round (top)
Electrical	120 V 60 HZ

KITS

Recirculating Kit	CFC0140075
-------------------	------------



VOLTERRA

WALL MOUNT

Width	24" , 30" , 36"
Depth	19 5/8"
Color/Material	Stainless Steel
Blower Performance	400 CFM (3 speed) with CRS system Kit sold separately to limit CFM
Controls	Backlit Electronic Push Button
Lightning	2 LED Lights
Filter	Dishwasher-Safe, Anodized Aluminum Mesh
Installation Type	Ducted or Recirculating with Recirculating Kit (sold separately)
Model Numbers	EVL424SS EVL430S2 EVL436S2
Height	For ceiling heights For heights 7'5" - 9'1" (ducted), 7'5" - 9'6" (recirculating)
Transition	6" round

KITS

Recirculating Kit	KIT02766 KIT02721A
Long Chimney Extension Kit	KIT02762
CFM Reduction Kit	KIT02748



ELICA'S EXCLUSIVE PLUS FEATURES



COOKTOP

Switch off all the cooking zones at once.



Exclusive sound deadening technology that effectively reduces sound levels.



COOKTOP

Auto aspiration system automatically adjusts to the number and power of cooking zones used.



Offers installation flexibility that will accommodate most construction requirements, plus provided options related to ventilation power and sound generation.



COOKTOP

Homogeneous cooking: hob surface adapts to the type of pot being used.



An exclusive sound deadening technology that utilizes a patented filter design, which substantially eliminates air turbulence and ultimately reduce sound levels.



COOKTOP

Turns off hob when zone is not being used and turns on when pot is placed.



ADA compliant Remote Control provides added convenience to the user, as well as full function access for those with limited mobility.



COOKTOP

The hob can be used with three programs (42, 72 or 92 degrees) to always ensure a perfect cooking.



Multi function electronic touch control behind sleek black glass and illuminate soft blue when activated.



COOKTOP

Once the Airmatic function is activated, the product's intelligent sensor system detects the quantity - but above all the quality - of the fumes produced by the type of cooking and sets the most suitable aspiration power.



The technology draws air through narrowed channelled around a face plate, which increases suction, without increasing blower speed or energy consumption.



CFM Reduction System: enables user to reduce directly the maximum blower CFM, to meet local code requirements.



Achieve filtering thresholds of 82% against market average of 60%.



Very high performances for models with aspiration capacity between 600 and 1200 CFM's. The ideal complement of PRO ranges.



Professional grade Stainless Steel Baffle Filters designed for high airflow cooking, trap volumes of grease which is collected in trays for easy removal and cleaning.



High fume capturing capacity with an average aspiration range of 600 CFM's with low noise levels (1.2-1.7 sones at working speed).



A baffle shaped stainless steel filter with mesh backing allows air to pass but blocks grease, which drops into the high capacity baffle cavities.

ELICA'S EXCLUSIVE PLUS FEATURES



LONG LIFE
FILTER

Air filter that can be regenerated and keeps characteristics for up to 3 years, avoiding unnecessary replacements and waste. It has level of efficiency of around 60%.



EASY
INSTALLATION

Installation of the hood is easier, through an adjustment of the appliance alignment between the cabinets.



3X LAYER
MESH FILTER

Aluminum mesh filters are step above competition, featuring triple layered, anodized aluminum that is woven into a highly dense mesh.



UNIQUE
MATERIALS

Products designed with special materials and finishes with great aesthetic impact but also with practical and durable characteristics, perfect for the kitchen.



AMBIENT LIGHT

Ambient light not only lights the cooktop, but the entire kitchen space and so the hood is transformed: from a kitchen appliance to a true lightning element.



SEAMLESS
LOOK

Heavy gauge stainless steel "seamless" construction that delivers superior quality and Italian craftsmanship.



TUNE WHITE

Choose preferred shade of white to create the right atmosphere. The Kelvin degrees regulation starts from a very warm tone up to a cold color.



LED
REPLACEABLE

Enables typical homeowners to replace LED lamps in seconds.



LED LIGHT

Expected lifetime of over 20,000 hours, represents the most remarkable advantage of LED light bulbs.



WIRELESS
CONNECTIVITY

Wireless connection ensures constant communication between the induction cooktop and the cooker hood.



HEAT GUARD

Safety feature: when sensing extreme temperatures, will automatically adjust the blower speed to HIGH and then adjust back once temperature drop to a safe level.

CONTACT INFO

TECHNICAL SUPPORT & WARRANTY SERVICE:

USA & CANADA - Western Provinces

888 732 8018

elica@servicepower.com

CANADA - Ontario Province

888 651 2534

service@agintl.qc.ca

CANADA - Quebec & Atlantic Provinces

800 463 0119

service@ateliersgpaquette.com

PARTS, KITS AND ACCESSORIES:

For USA and Canada:

Contact: Encompass

800 432 8542

encompass.com/brands/eli/Elica

or

Repair Clinic

800-269-2609

Repairclinic.com





www.elica.com

