

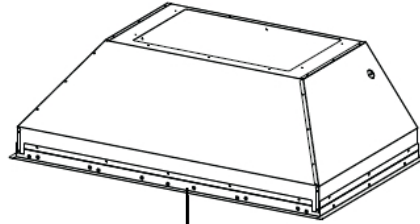
FABER

INCA PRO PLUS RECOMMENDED HOOD AND MOTOR COMBINATIONS

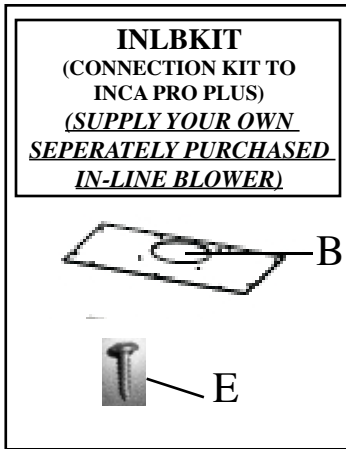
(PICK YOUR HOOD, THEN PICK YOUR BLOWER OPTION)

1) PICK YOUR HOOD:

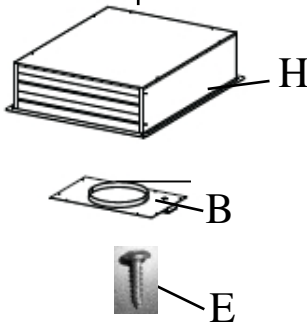
Width / Depth	Model #
36" x 19"	INPL3622SS
36" x 22"	INPL3622SS
42" x 19"	INPL4219SS
48" x 19"	INPL4819SS
48" x 22"	INPL4822SS



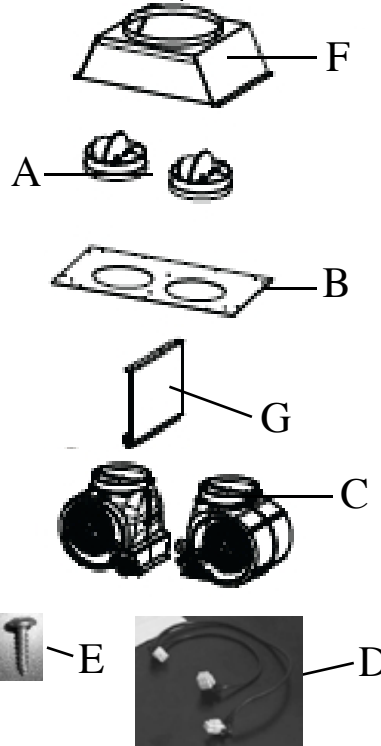
2) PICK YOUR BLOWER:



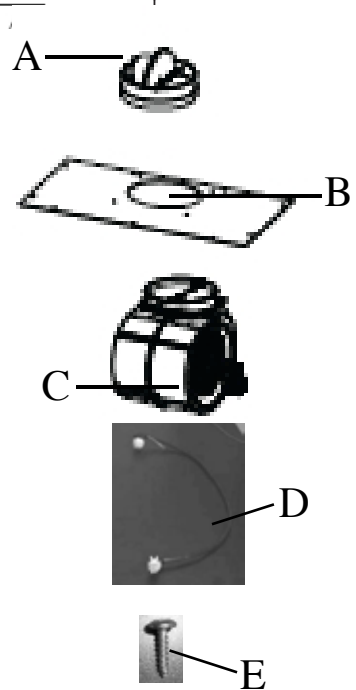
RB 900 or RB 1200
(KIT REMOTE BLOWER)



IB 1200
(KIT 2 BLOWERS)



IB 300 or IB 600
(KIT 1 BLOWER)



- A. Damper
- B. Duct Plate (plus wiring box and cables on INLBKIT & RB900 / RB1200)
- C. Motor (x1- IB300 / IB600) x2 - IB1200)
- D. Connector cable
- E. Screws for installation
- F. 10" duct transition (IB1200)
- G. Divider Between motors (IB1200)
- H. Remote Blower (RB900 / RB1200)

After choosing the hood width and depth for your cooking needs, next choose the type of blower appropriate for your cooking:

IB300 - Internal Blower Kit 300 cfm

IB600 - Internal Blower Kit 600 cfm

IB1200 - Internal Blower Kit 1200 cfm

RB900 - Remote Blower Kit 900 cfm

RB1200 - Remote Blower Kit 1200 cfm

INLBKIT - In Line Blower Connection Kit (PURCHASE IN-LINE BLOWER SEPERATELY)

(IF YOU PURCHASE YOUR OWN IN-LINE BLOWER WITH IS RATED FOR NO MORE THAN 4.2 AMPS, YOU WILL NEED THE #INLBKIT TO CONNECT TO THE INCA PRO PLUS SERIES.)

(Continental Fan (CFM) and Soler and Palau (S&P) brands recommended)

CAUTION - To reduce risk of fire and electric shock, install this rangehood only with: Remote blower manufactured by Faber models RB900 and RB1200 or Integral blower manufactured by Faber models IB300 or IB600 or IB1200 OR with INLBKIT and in-line blower rated max 4.2 Amp suitable for use with solid state variable speed control