

CGMO226NUF

MICROWAVE

24" BUILT-IN

Smudge-Proof™
Stainless Steel



AVAILABLE COLOURS



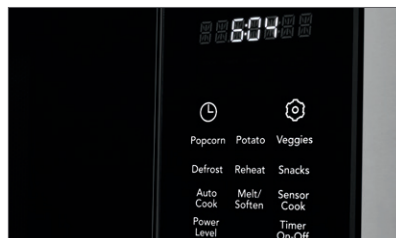
Stainless

SIGNATURE FEATURES



Fits-More™ Microwave

Extra-large microwave provides 2.2 cu. ft. of cooking space.



Sensor Cooking Options

Microwave automatically adjusts power levels and cooking times to cook a variety of items, effortlessly.



Over 30 Setting Options

Offers multiple settings to meet your cooking needs, including chicken nuggets and snacks.



One-Touch Options

Our microwaves feature easy-to-use one-touch buttons so you can cook baked potatoes, popcorn or even add 30 seconds with the touch of a button.

PRODUCT DIMENSIONS

Height	13-5/8"
Width	24-7/16"
Depth	19-5/8"

MORE EASY-TO-USE FEATURES

Smudge-Proof™ Stainless Steel
Resists fingerprints and cleans easily.

Effortless™ Reheat

Reheat almost anything at the touch of a button.

Built-In Trim Kit

Optional trim kit available in stainless and black stainless steel trim in 27" or 30" diameter.

CGMO226NUF MICROWAVE

24" BUILT-IN

FRIGIDAIRE
GALLERY

FEATURES

Control/Timing System	Ready-Select®
Exterior Door Finish	Smudge-Proof™ Stainless
Handle Design	Push Button
Microwave Capacity (Cu. Ft.)	2.2
Watts (IEC-705 Test Procedure)	1,100
Interior Light	Yes
Interior Colour	White
Turntable Diameter	16-1/2"
Control Lock	Yes
Clock	Yes
Touch Pad Buttons	25
Power Levels	High (1-9)

MICROWAVE CONTROL OPTIONS

Popcorn Button	Yes
Baked Potato Button	Yes
Snack Button	Yes
Melt & Soften Options	2/2
Auto Reheat Options	4
Snack Menu Options	4
Auto Cook Options	4
Auto Defrost Options	3
Add-30-Seconds	Yes
Sensor Cooking Options	4
Vegetable Cook Sensor	Yes
User Preferences	Yes

POWER RATINGS

Frequency (MHz)	2,450
Watts @ 120 Volts	1,100
Amps @ 120 Volts	14.2

OPTIONAL ACCESSORIES

30" Stainless Steel Trim Kit	PN # MWTK30FGUF
27" Stainless Steel Trim Kit	PN # MWTK27FGUF

SPECIFICATIONS

Oven Interior (HxWxD)	11-1/4" x 17-7/8" x 19-1/8"
Power Supply Connection Location	Right Rear Top
Voltage Rating	120V / 60Hz / 15A
Connected Load (kW Rating) @ 120 Volts ¹	1.7
Minimum Circuit Required (Amps)	15
Plug Type (NEMA)	LCDI (5-15P)
Shipping Weight (Approx.)	49 Lbs.

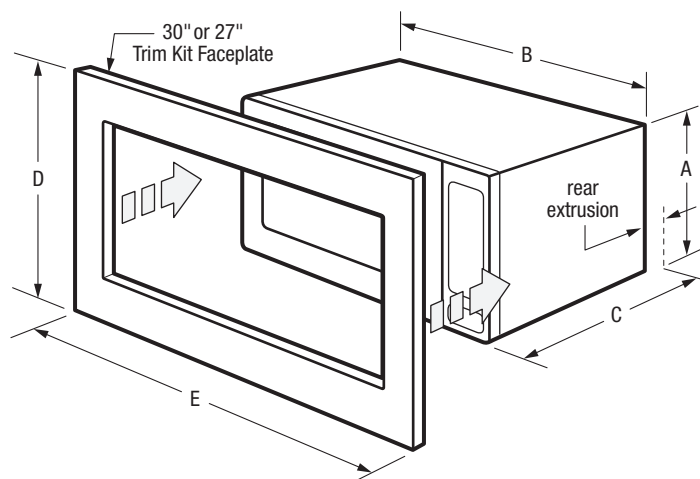
¹For use on adequately wired 120V, dedicated circuit having 2-wire service with a separate ground wire. Appliance must be grounded for safe operation.

PRODUCT DIMENSIONS

A - Height	13-5/8"
B - Width	24-7/16"
C - Depth	19-5/8"
Depth with Door Open 90°	39"

CUTOUT DIMENSIONS

Height (Min.)	16-3/4"
Height (Max.)	17"
Width (Min.)	24-3/4"
Width (Max.)	25"
Depth (Min.)	20"



Note: For planning purposes only. Always consult local and national electric, gas and plumbing codes. Refer to Product Installation Guide for detailed installation instructions on the web at frigidaire.ca.

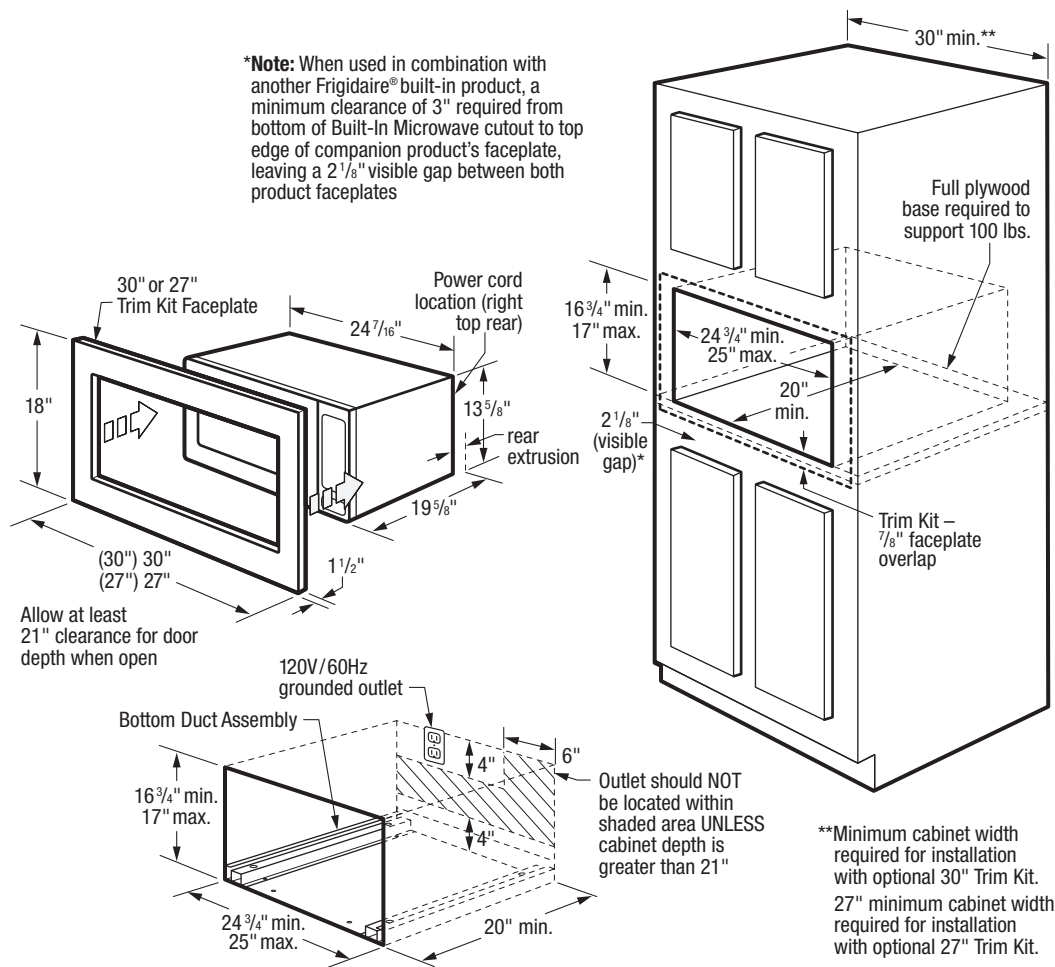
Specifications subject to change. Accessories information available on the web at frigidaire.ca

FRIGIDAIRE

CANADA • 5855 Terry Fox Way • Mississauga, ON L5V 3E4 • 1-800-265-8352 • frigidaire.ca



CGMO226NU 09/18
© 2018 Electrolux Major Appliances, NA



INSTALLATION SPECIFICATIONS

- Product Shipping Weight (Approx.) – 49 Lbs. (not incl. Trim Kit)
- Voltage Rating – 120V/60 Hz/15 Amps
- Connected Load (kW Rating) @ 120 Volts = 1.7 kW
(For use on adequately wired 120V, dedicated circuit having 2-wire service with a separate ground wire. Appliance must be grounded for safe operation.)
- Amps @ 120 Volts = 14.2 Amps
- Always consult local and national electric codes.
- Microwave can stand alone on countertop or be built in with optional 30" or 27" Trim Kit (ordered by individual part number) which includes Bottom Duct Assembly – shipped in separate box.
- Allow 21" minimum clearance for 90° door swing.
- Minimum 20" deep oven cutout dimension is critical for proper installation for oven and faceplate to fit flush against cabinet front.
- Consult local building code, in the event that cutout opening may be required to be enclosed with sides, ceiling and rear partition.
- Full oven base of solid plywood or similar material required, capable of supporting 100 Lbs.

- Base must be level and front of cabinet square for proper operation.
- Grounded outlet should NOT be located in shaded area, as indicated, UNLESS cabinet depth is greater than 21".
- Can NOT be installed above any gas wall oven.
- Built-In Microwave is approved to be used in combination with any Frigidaire® Electric Single Wall Oven and/or Warmer Drawer. (Refer to model-specific Combination Installation Specification pages on web.)
- When used in combination with another Frigidaire® built-in product, a minimum clearance of 3" required from bottom of Built-In Microwave cutout to top edge of companion product's faceplate, leaving a 2-1/8" visible gap between both product faceplates.

OPTIONAL ACCESSORIES

- 30" Stainless Steel Trim Kit – (PN# MWTK30FGUF).
- 27" Stainless Steel Trim Kit – (PN# MWTK27FGUF).

