

FGEC3048US

BUILT-IN COOKTOP 30" ELECTRIC



AVAILABLE COLORS



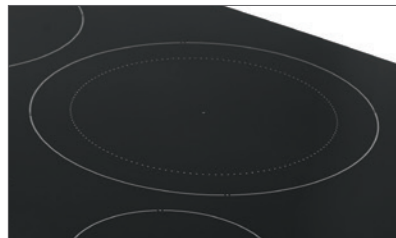
Stainless

SIGNATURE FEATURES



Get Cooking Faster with Quick Boil

Our powerful 3,200-watt element allows you to boil water in less than three minutes¹.




SpaceWise® Expandable Elements

Flexible elements expand to your cooking needs.



Frigidaire® Fit Promise

We promise that your new 30" Frigidaire Gallery® brand cooktop will fit your existing countertop cutout of the same width and configuration, or we will reimburse you for countertop modification costs up to \$100.



Easy-to-Use Front Controls

Controls located on the front of the cooktop allow you to adjust the temperature without reaching over hot items.

PRODUCT DIMENSIONS

Width	30-5/8"
Depth	21-3/8"
Height	2-5/8"

MORE EASY-TO-USE FEATURES

Express-Select® Controls

Easily go from warm to boil.

Ceramic Glass Cooktop

For a more-beautiful cooktop that's easy to clean.

Hot Surface Indicators

Light on your cooktop informs you when the surface is hot.

Approved Over Frigidaire® Electric Wall Ovens

Cooktops are approved for installation above any of our Single Electric Wall Ovens.

CERTIFICATIONS

A.D.A. - Compliant

When properly installed, this model is A.D.A.-qualified based on the United States Access Board's A.D.A./A.B.A. Accessibility Guidelines and the Department of Justice's 2010 A.D.A. Standards for Accessible Design.



¹9" (3,200W) left rear element; 6 qt./10" diameter pot; 1 qt. tepid water.

ELEMENTS	SIZE	WATTS
Right Front	Electric 6"	1,200
Right Rear	Electric 9"/12"	1,800/3,000
Left Front	Electric 6"	1,200
Left Rear	Electric 9"	3,200

FGEC3048US BUILT-IN COOKTOP

30" ELECTRIC

FRIGIDAIRE
GALLERY

FEATURES

Controls	Express-Select®
Surface Type	Black Ceramic Glass
Right Front Element (Watts)	6" - 1,200
Right Rear Element (Watts)	9" / 12" - 1,800 / 3,000
Left Front Element (Watts)	6" - 1,200
Left Rear Element (Watts)	9" - 3,200
Hot Surface Indicator	Yes
Control Location	Front
Knob Type	Plastic

CERTIFICATIONS

A.D.A. Compliant ¹	Yes
-------------------------------	-----

SPECIFICATIONS

Power Supply Connection Location	Right Rear
Voltage Rating	240V / 208V / 60Hz
Connected Load (kW Rating) @ 240 / 208 Volts	8.6 / 6.5
Amps @ 240 / 208 Volts	35.8 / 31.3
Minimum Circuit Required (Amps)	40
Approved for Electric Single Wall Oven Combination Installation ²	Yes
Shipping Weight (Approx.)	35 Lbs.

¹When properly installed, this model is A.D.A.-qualified based on the United States Access Board's A.D.A./A.B.A. Accessibility Guidelines and the Department of Justice's 2010 A.D.A. Standards for Accessible Design.

²Cooktops are approved for installation above any of our Electric Single Wall Ovens.

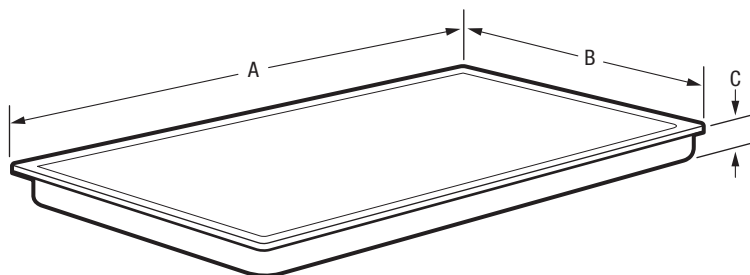
PRODUCT DIMENSIONS

A - Width	30-5/8"
B - Depth	21-3/8"
C - Height	2-5/8"

CUTOUT DIMENSIONS

Width (Min. - Max.)	28-1/2" - 29-7/8"
Depth (Min. - Max.)	19-5/8" - 20-1/2"
Height (Min.)*	5"

*Includes clearance needed beneath cooktop to allow for armored cable and installation of junction box on back wall.
Granite Countertop Installation Kit available.



Note: For planning purposes only. Always consult local and national electric, gas and plumbing codes. Refer to Product Installation Guide for detailed installation instructions on the web at frigidaire.com / frigidaire.ca.

Specifications subject to change. Accessories information available on the web at frigidaire.com / frigidaire.ca

FRIGIDAIRE

USA • 10200 David Taylor Drive • Charlotte, NC 28262 • 1-800-FRIGIDAIRE • frigidaire.com
CANADA • 5855 Terry Fox Way • Mississauga, ON L5V 3E4 • 1-800-265-8352 • frigidaire.ca

FGEC3048U 09/18
© 2018 Electrolux Home Products, Inc.

FGEC3048US BUILT-IN COOKTOP

30" ELECTRIC

FRIGIDAIRE
GALLERY

PRODUCT DIMENSIONS

A - Width	30-5/8"
B - Depth	21-3/8"
C - Height	2-5/8"

CUTOUT DIMENSIONS

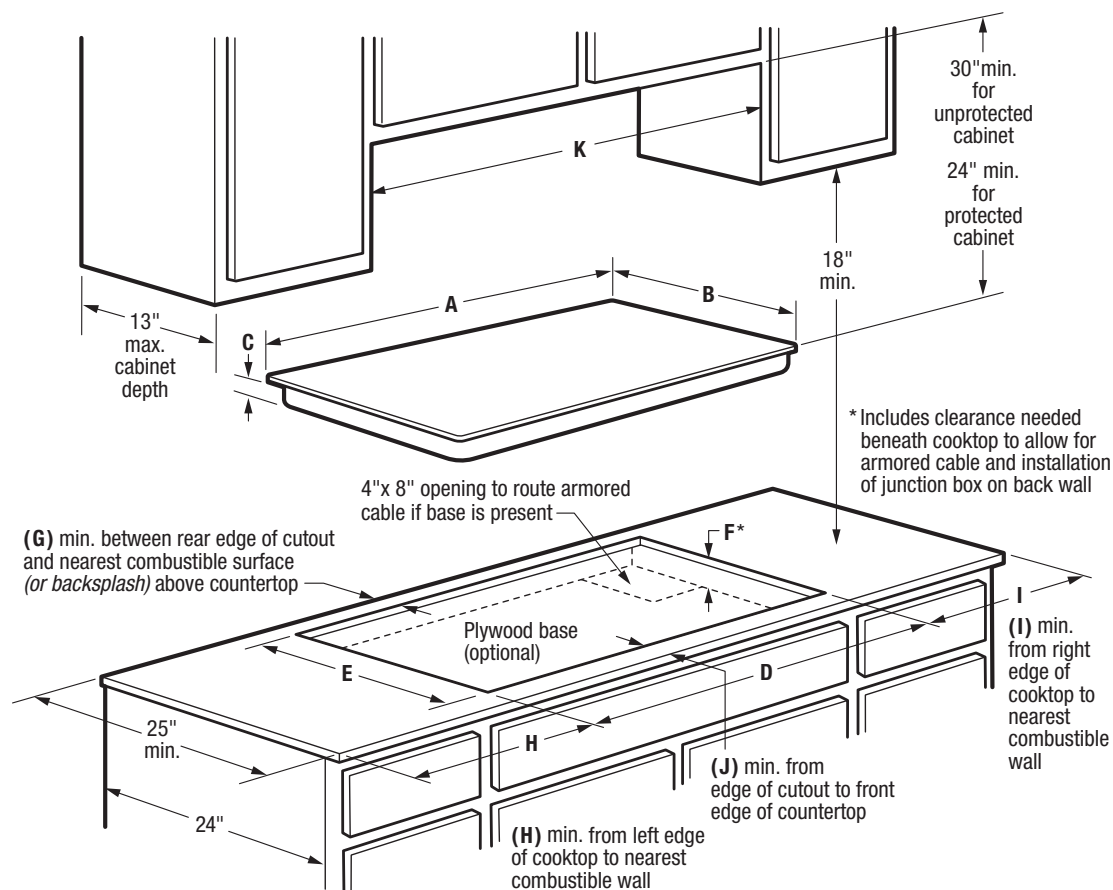
D - Width (Min.)	28-1/2"
(Max.)	29-7/8"
E - Depth (Min.)	19-5/8"
(Max.)	20-1/2"
F - Height (Min.)*	5"

REQUIRED CLEARANCES

G - (Min.)	2"
H - (Min.)	7-1/2"
I - (Min.)	7-1/2"
J - (Min.)	2-1/2"
K - Cabinet Opening Width (Min.)	30-5/8"

UTILITY CONNECTION LOCATIONS

Power Supply	Right Rear
--------------	------------



INSTALLATION SPECIFICATIONS

- Product Shipping Weight (approx.) - 35 Lbs.
- Single phase 3- or 4-wire cable, 120/240 or 120/208 Volt, 60 Hertz AC only electrical supply with ground required on separate circuit fused on both sides of line.
- Connected Load (kW Rating) @ 240/208 Volts = 8.6/6.5kW
- Amps @ 240/208 Volts = 35.8/31.3 Amps
- Recommended Circuit Breaker - 40 Amps
- Always consult local and national electric codes.
- Cooktop cutout height includes clearance needed beneath cooktop to allow for armored cable and installation of junction box 10" inward from right side of cooktop cutout, and 12" down from underside of countertop.
- Overhead cabinetry should not exceed a 13" maximum depth.
- Absolute minimum horizontal distance between overhead cabinets installed to either side of appliance must be no less than 30-5/8".
- Allow 30" minimum clearance between top of cooktop platform and bottom of unprotected wood or metal overhead cabinet; or 24" minimum clearance

when bottom of wood or metal overhead cabinet is protected by not less than 1/8" flame-retardant millboard covered with not less than No. 28 MSG sheet steel, 0.015" stainless steel, 0.024" aluminum or 0.020" copper.

- Allow 2" minimum clearance between rear edge of cutout and nearest combustible surface (or backsplash) above countertop.
- Allow 7-1/2" minimum required clearance from left edge of cooktop to nearest combustible wall and 7-1/2" minimum from right edge of cooktop to nearest combustible wall.
- Installation of drawer beneath cooktop requires 4" minimum clearance beneath countertop surface, and assured clearance for electrical installation.
- To reduce risk of fire when using overhead cabinetry, install range hood that projects horizontally a recommended minimum of 5" beyond bottom of cabinets.

OPTIONAL ACCESSORIES

- Granite Countertop Installation Kit - (PN # 903061-9010).



FRIGIDAIRE

USA • 10200 David Taylor Drive • Charlotte, NC 28262 • 1-800-FRIGIDAIRE • frigidaire.com
CANADA • 5855 Terry Fox Way • Mississauga, ON L5V 3E4 • 1-800-265-8352 • frigidaire.ca

Note: For planning purposes only. Always consult local and national electric, gas and plumbing codes. Refer to Product Installation Guide for detailed installation instructions on the web at frigidaire.com / frigidaire.ca.
Specifications subject to change. Accessories information available on the web at frigidaire.com / frigidaire.ca

FGEC3048U 09/18
© 2018 Electrolux Home Products, Inc.