



# Built-In Cooktop

FPEC3677RF

36" Electric



### Product Dimensions

Width	36-3/4"
Depth	21-3/8"
Height	2-5/8"


### Available in:



Stainless  
(F)

Elements	Size	Watts
Right	9" / 12"	1,800 / 3,000
Left Front	7"	1,800
Left Rear	7"	1,800
Left Bridge	SpacePro™ Bridge	1,350
Centre Front	Keep Warm Zone	100
Centre Rear	6"	1,200

## Signature Features




### SpacePro™ Bridge Element

2-in-1 cooktop element offers endless meal options. Cook two separate dishes at once, or combine two elements into one for large pots or griddle use.



### PrecisionPro Controls™

Prepare a range of dishes with precision, whether you're simmering, sautéing, searing or boiling.



### Keep Warm Zone

Consistently keep dishes warm while the rest finish for delicious results, every day.



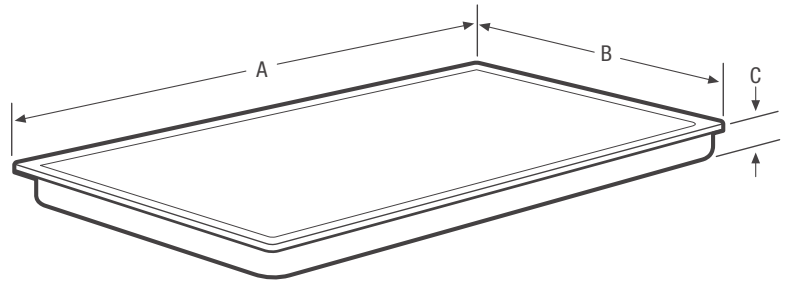
### Indicator Lights

Informs you when the surface is hot.

Features	
Controls	PrecisionPro™
Surface Type	Black Ceramic Glass
Right Element (Watts)	9"/12" - 1,800 / 3,000
Left Front Element (Watts)	7" - 1,800
Left Rear Element (Watts)	7" - 1,800
Left Bridge Element (Watts)	SpacePro™ Bridge - 1,350
Centre Front Element (Watts)	Keep Warm Zone - 100
Centre Rear Element (Watts)	6" - 1,200
Hot Surface Indicators	Yes
Control Location	Centre Front
Knob Colour	Stainless
Knob Type	Cast Metal
Optional Accessories	
Griddle	PN # 316432200
Specifications	
Power Supply Connection Location	Right Front
Voltage Rating	240V / 208V / 60Hz
Connected Load (kW Rating) @ 240 / 208 Volts <sup>1</sup>	10.6 / 8.0
Amps @ 240 / 208 Volts	44.2 / 38.5
Minimum Circuit Required (Amps)	40
Approved for Electric Single Wall Oven Combination Installation <sup>2</sup>	Yes
Shipping Weight (Approx.)	45 Lbs.

<sup>1</sup>Single phase 3- or 4-wire cable, 120/240 or 120/208 Volt, 60 Hertz AC only electrical supply with ground required on separate circuit fused on both sides of line.

<sup>2</sup>Cooktops are approved for installation above any of our Electric Single Wall Ovens.



**NOTE:** For planning purposes only. Always consult local and national electric codes. Refer to Product Installation Guide for detailed installation instructions on the web at [frigidaire.ca](http://frigidaire.ca).



Product Dimensions	
A - Width	36-3/4"
B - Depth	21-3/8"
C - Height	2-5/8"

Cutout Dimensions	
Width (Min.) / (Max.)	35-5/8" / 36-1/8"
Depth (Min.) / (Max.)	20-1/4" / 20-1/2"
Height	5"

Granite Countertop Installation Kit available.

Accessories information available on the web at [frigidaire.ca](http://frigidaire.ca)