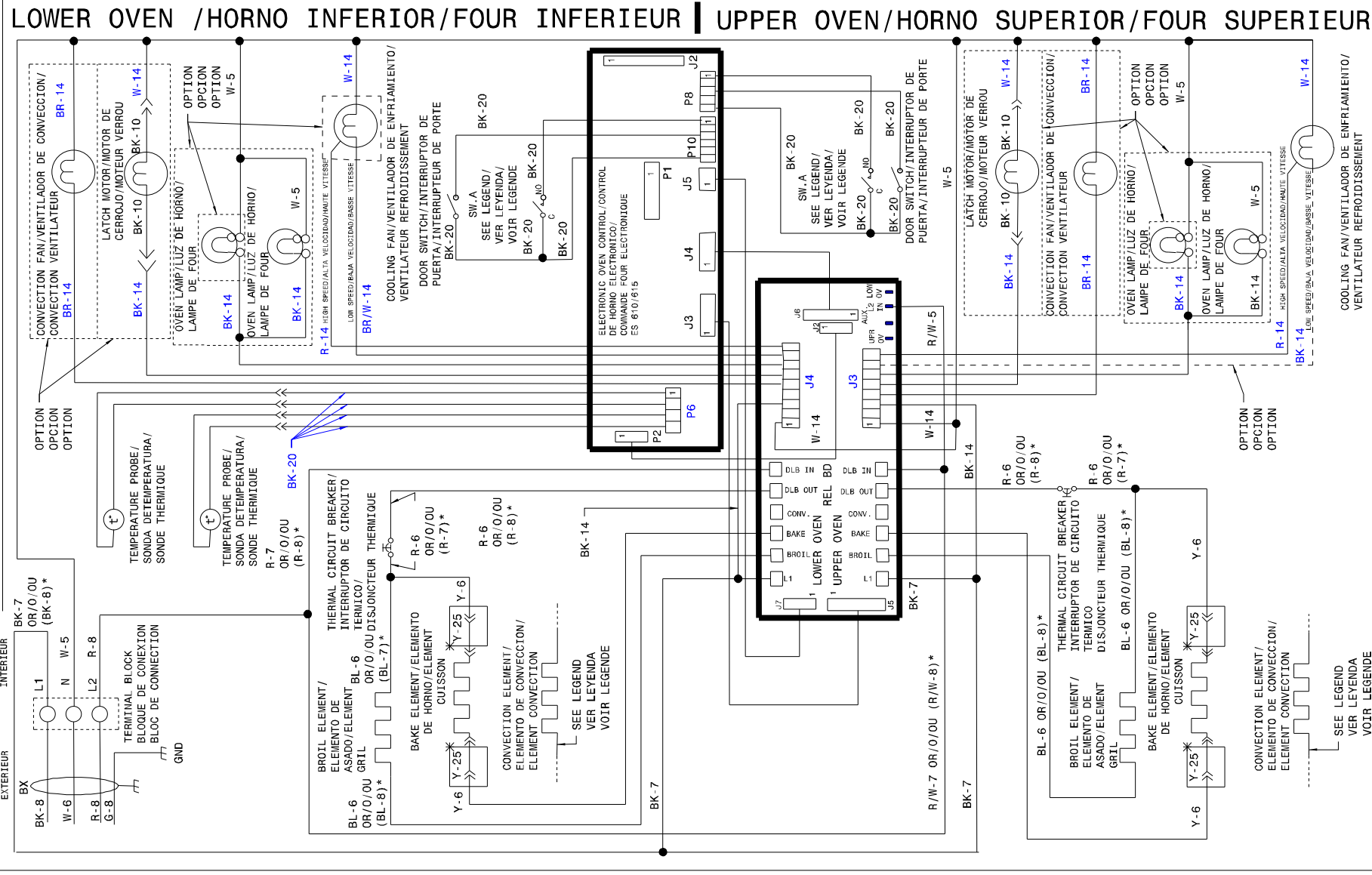


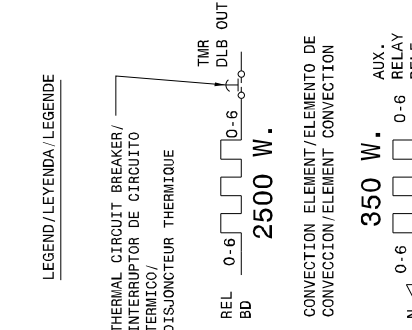
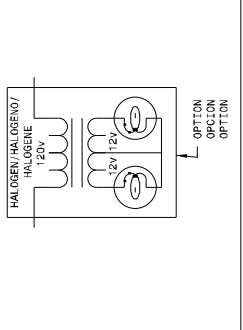
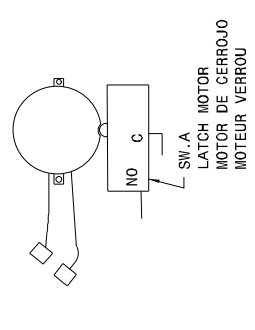
OVEN CIRCUIT // CIRCUITO DE HORNO // CIRCUIT DU FOUR



COLOR CODE/CODIGOS DE COLOR/CODE DE COULEUR
BR/W.-BROWN/WHITE//MORENO/BLANCO//BRUN/BLANC
G.-GREEN/VERDE//VERT
W.-WHITE/BLANCO/BLANC
R.-RED/ROJO/ROUGE
O.-ORANGE/NARANJA/ORANGE
Y.-YELLOW/AMARILLO/JAUNE
BR.-BROWN/MORENO/BRUN
BL.-BLUE/AZUL/BLEU
BK.-BLACK/NEGRO/NOIR

CODE	GAUGE	TEMP. °C	CSA	UL
CODIGO	MEDIDA			
1	18	125	CL1251	3173
2	16	125	CL1251	3173
3	14	125	CL1251	3173
4	12	125	CL1251	3173
5	18	150	EXL-150	3321
6	16	150	EXL-150	3321
7	14	150	EXL-150	3321
8	12	150	EXL-150	3321
9	10	150	EXL-150	3321
10	18	200	SEW-1	3122
11	16	200	SEW-1	3122
12	12	250	3252	3252
13	16	250	3252	3252
14	20	150	EXL-150	3321
15	8	150	EXL-150	3321
16	8	60		
17	10	60		
18	10	200	SEW-1	3122
19	20	125	CL1251	3173
20	20	200	SEW-1	3122
21	22	125	CL-1251	3173
22	22	150	EXL-150	3321
23	18	200		
25	16	450		

EXAMPLE/EJEMPLO/EKEMPLE: (R-8)*
* WHEN USING 4000 W. BROIL ELEMENT
* CUANDO SE USA 4000 W. ELEMENTO DE ASADO
* QUAND UTILISE AVEC 4000 W. ELEMENT GRILLAGE
OPTIONAL: * TRUE HIDE BAKE ONLY.
OPCIONAL: * ELEMENTO OCULTO DE HORNO
SOLAMENTE.
FACULTATIF: * ELEMENT CACHE SEULEMENT.



CAUTION: DISCONNECT POWER BEFORE SERVICING UNIT.
ATENCIÓN: CORTAR LA CORRIENTE ANTES DE REALIZAR EL MANTENIMIENTO DEL ELECTRODOMESTICO.
ATTENTION: COUPEZ L'ALIMENTATION AVANT D'EFFECTUER LA REPARATION.

318046123 REV:B