



## Freestanding Range CGEF3030PF

30" Electric



### Product Dimensions

Height (Max.)	47-3/4"
Width	29-7/8"
Depth (Including Handle)	28-13/32"

### More Easy-To-Use Features

#### Even Baking Technology

Our Even Baking Technology ensures even baking every time.

#### Delay Start

Set your oven to begin cooking on your schedule. It can be programmed from one to 24 hours.

#### SpaceWise® Expandable Elements

Flexible elements expand to meet your cooking needs—big or small.

#### Available in:




Stainless  
(F)

### Signature Features




#### Quick Clean

Quickly clean your oven in 2, 3 or 4 hours with our quick self-clean cycle.



#### Keep Warm Zone

Keep food warm until everything — and everyone — is ready



#### Express-Select® Controls

Easily go from warm to boil.

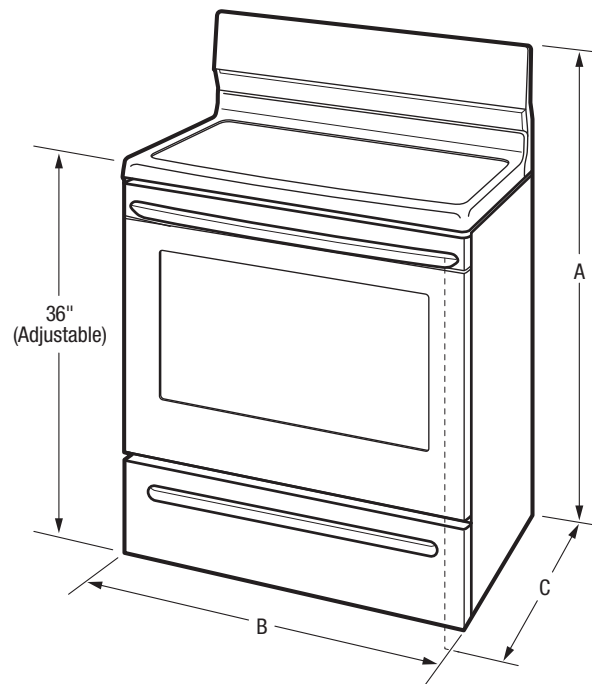


#### Auto Shut-Off

As an extra safety measure, the oven will automatically shut off after 12 hours.

Elements	Size	Watts
Right Front	12"	2,700
Right Rear	6"	1,200
Left Front	6" / 9" Expandable	1,200 / 3,000
Left Rear	6"	1,200
Centre	Keep Warm Zone	100

<b>Features</b>	
Oven Control/Timing System	Express-Select® Controls
Surface Type	Black Ceramic Glass
Window	Extra-Large
Exterior Door Finish	Smudge-Proof™ Stainless Steel
Handle Design	Stainless Steel
Exterior Finish (Side Panels)	Black
Convection System	
Oven Cleaning System	Self Clean
Drawer Functionality	Storage
<b>Oven Controls</b>	
Bake/Broil	Yes/Variable (400-500°F)
Effortless™ Convection Conversion	
Convection Bake/Broil/Roast	
Quick Bake Convection	
Quick Preheat	Yes
My Favourite	
Easy™ Temperature Probe	
Pizza Button	
Keep Warm	
Add-a-Minute	
Delay Start	1-24 Hours
Self Clean	Yes
Quick Clean Option	Yes
Delay Clean	2, 3, 4 Hours
Kitchen Timer/Timed Cook Option	Yes/Yes
Auto Oven Shut-Off	12 Hours
Oven Lock-Out	Yes
Lower Drawer Control	
<b>Cooktop Features</b>	
Right Front Element (Watts)	12" - 2,700
Right Rear Element (Watts)	6" - 1,200
Left Front Element (Watts)	SpaceWise® Expandable 6"/9" - 1,200/3,000
Left Rear Element (Watts)	6" - 1,200
Bridge Element (Watts)	
Centre Element (Watts)	Keep Warm Zone - 100
<b>Oven Features</b>	
Capacity (Cu. Ft.)	5.4
Oven Light	1
Hidden Bake Element	Yes
Rack Configuration	2 Standard
Baking System	Even Baking Technology
Broiling System	Vari-Broil™ Hi/Lo
Bake Element/Broil Element (Watts)	3,500/3,600
Drawer Racks	
<b>Certifications</b>	
Sabbath Mode (Star-K® Cert.)	
<b>Specifications</b>	
Oven Interior (H x W x D)	19-3/4" x 24-3/8" x 19-1/8"
Power Supply Connection Location	Middle Bottom Rear
Voltage Rating	240V/208V/60Hz
Connected Load (kW Rating) @ 240/208 Volts	12.5/9.5
Minimum Circuit Required (Amps)	40
Shipping Weight (Approx.)	180 Lbs.



NOTE: For planning purposes only. Always consult local and national electric codes. Refer to Product Installation Guide for detailed installation instructions on the web at [frigidaire.ca](http://frigidaire.ca).



Product Dimensions	
A - Height (Max.)	47-3/4"
B - Width	29-7/8"
C - Depth (Including Handle)	28-13/32"
Depth with Door Open 90°	48-1/4"

Cabinet Cutout Dimensions	
Height (Standard)	36"
Width (Min.)	30"
Depth (Min.)	24"

Accessories information available on the web at [frigidaire.ca](http://frigidaire.ca)