

# FRIGIDAIRE



## 30" Front Control Induction Range with Convection Bake

Induction Range

Available Products: FCFI308CAS

Available Colors: Stainless Steel

Version: 03/23

## Product Specifications

### Cooktop

Auto Pan Detect	Yes
Bridge Element Location	Left
Cooking Surface Type	Smooth
Hot-Surface Indicator Light	Yes

### Cooking Controls

Bake	Yes
Bake Time	Yes
Broil	Yes
Cancel	Yes
Child Lock	Yes
Clock	Yes
Convection Bake	Yes
Cook Time	Yes
Delay Clean	Yes
Delay Start	Yes
Door Lock	Yes
Hot Surface	Yes
Keep Warm	Yes
Kitchen Timer	Yes
Light	Yes
Lockout	Yes
Off	Yes
On / Off (for each element)	Yes
Oven Light	Yes
Preheat	Yes
Probe	No
Self Clean	Yes
Set Clock	Yes
Start	Yes
Temperature Display	Yes
Timer On / Off	Yes
User Preferences	Yes

### Drawer

Drawer Type	Storage
-------------	---------

### Display

Control Location	Front
Display Interface Color	White
Display Type	Capacitive Touch

### Cooktop Performance

Right Front Element Burner Size	8 3/10"
Right Rear Element Burner Size	5 1/2"
Left Front Element Burner Size	7"
Left Rear Element Burner Size	7"
Right Front Element Burner	2,300 / 3,600 Watts (Boost)
Right Rear Element Burner	1,400 / 2,500 Watts (Boost)
Left Front Element Burner	1,800 / 2,800 Watts (Boost)
Left Rear Element Burner	1,800 / 2,800 Watts (Boost)

### Oven

Bake Element	2500 Watts
Bake Element Pass	8
Bake Element Type	Hidden
Broil Element	4000 Watts
Broil Element Pass	6
Cleaning System	Yes
Convection	Yes
Convection Type	Fan
Number of Convection Fans	1
Number of Rack Positions	6
Oven Interior Color	Midnight Black
Oven Light Quantity	1
Oven Light Type	Halogen
Oven Light Watts	40 Watts
Rack Position Type	Embossed
Rack Type 1	Flat
Rack Type 1 Quantity	2

### Controls

Control Lock	Yes
--------------	-----

**Electrical Specifications**

Connected Load @ 240V	15 kW
Minimum Circuit Required	40 Amps
Voltage Rating	240 V

**General Specifications**

Prop 65 Label	Yes
Warranty - Labor	1 Year
Warranty - Parts	1 Year

**Safety Certifications and Approvals**

UL Listed	Yes
cUL Listed	Yes
RoHS	Yes

**Dimensions and Volume**

Minimum Height	35 3/8"
Maximum Height	36 3/8"
Width	30"
Depth	26"
Depth With Door 90° Open	47 5/16"
Depth With Handle	28 1/2"
Oven Interior Height	18 1/8"
Oven Interior Width	25 3/16"
Oven Interior Depth	19 7/8"
Oven Capacity	5.3 Cu. Ft.

**Installation**

Adjustable Leveling Legs	Yes
Filler Kit	Yes
Power Cord Included	Yes

**Certifications and Approvals**

ADA Compliant	Yes
---------------	-----

## Installation Diagram

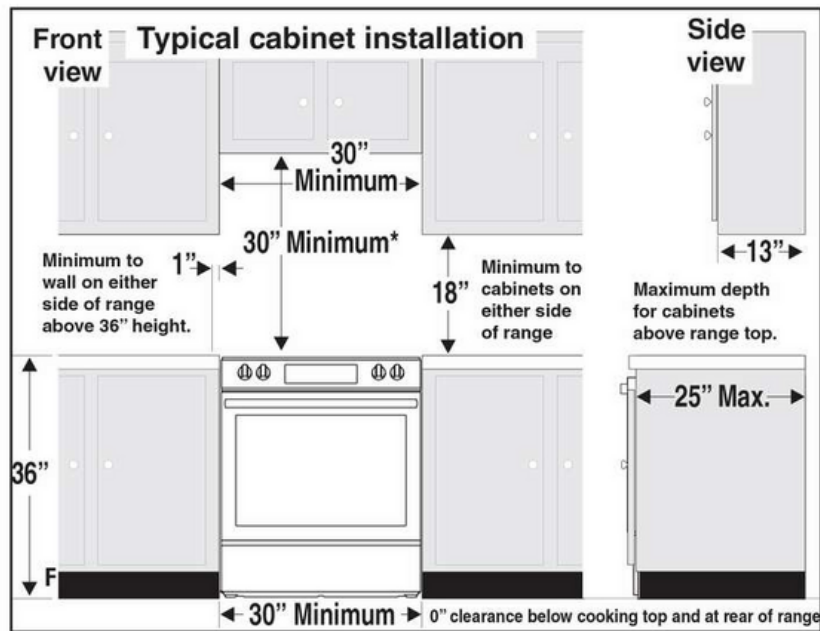


Fig. 1

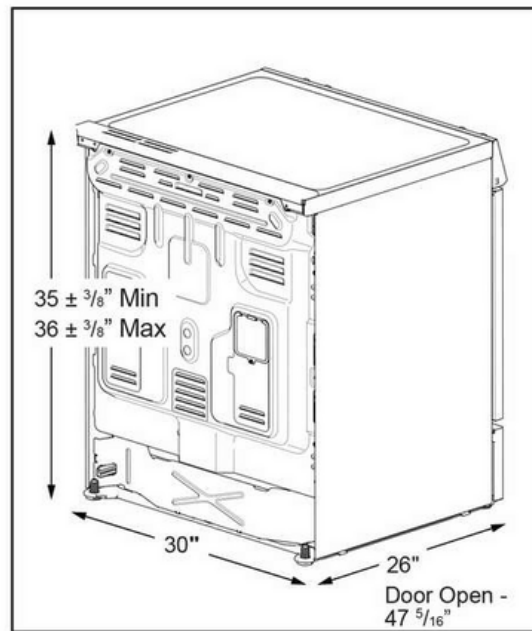


Fig. 2

\*30" (762 mm) MINIMUM CLEARANCE BETWEEN THE TOP OF THE COOKING SURFACE AND THE BOTTOM OF AN UNPROTECTED WOOD OR METAL CABINET; OR 24" (610 mm) MINIMUM WHEN BOTTOM OF WOOD OR METAL CABINET IS PROTECTED BY NOT LESS THAN 1/4" (6 mm) FLAME RETARDANT MILLBOARD COVERED WITH NOT LESS THAN NO. 28 MSG SHEET STEEL, 0.015" (0.4 mm) STAINLESS STEEL, 0.024" (0.6 mm) ALUMINUM OR 0.020" (0.5 mm) COPPER. 0" (0 mm) CLEARANCE IS THE MINIMUM FOR THE REAR OF THE RANGE. FOLLOW ALL DIMENSION REQUIREMENTS PROVIDED ABOVE TO PREVENT PROPERTY DAMAGE, POTENTIAL FIRE HAZARD, AND INCORRECT COUNTERTOP AND CABINET CUTS.

TO ELIMINATE THE RISK OF BURNS OR FIRE BY REACHING OVER HEATED SURFACE UNITS, CABINET STORAGE SPACE LOCATED ABOVE THE SURFACE UNITS SHOULD BE AVOIDED. IF CABINET STORAGE IS TO BE PROVIDED, THE RISK CAN BE REDUCED BY INSTALLING A RANGE HOOD THAT PROJECTS HORIZONTALLY A MINIMUM OF 5" (127 mm) BEYOND THE BOTTOM OF THE CABINETS.

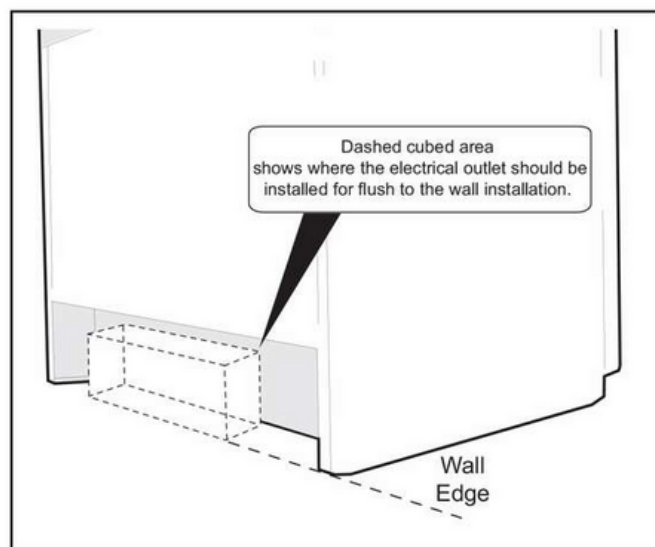


Fig. 3