



Glass Canopy Hood

FHPC4260LS

42" Island



Signature Features

Glass Canopy Design

Glass and stainless steel construction is as attractive as it is functional.

Washable Filters

Dishwasher-safe for easy cleaning. The aluminum filter provides strength and durability not found in foam filters.

Centrifugal Fan

Move air quietly and efficiently — up to 400 cu. ft. of air per minute.

Halogen Lighting

For bright illumination of the cooktop surface.

Features

Nominal Width	42"
Installation Type	Island / Peninsula Ceiling
Style	Stainless Steel / Glass Canopy
Air Discharge	Vertical
Air Delivery (CFM)	400
Blower Type	Centrifugal
Controls	Electronic Push Button
Fan Speeds	3
Sound Level (dBA)	67.1
Quad Halogen Lights	Yes
Dishwasher-Safe Filter	Yes
Exhaust Duct	Convertible*
Duct Required	6" Round

Optional Accessories

Duct-Free Kit	PN# FHPRKT60LS
10' Flue Extension Kit	PN# FHPIOX60LS

Specifications

Product Dimensions -	
Height (With One Cover)	22-29/32" min.
(With Flue Extension)	30" min. 42" max
Width	41-7/8"
Depth	23-5/8"
Voltage Rating	120V / 60Hz / 15A
Amps @ 120 Volts	4.0
Connected Load (kW Rating) @ 120 Volts†	0.52
Shipping Weight (Approx.)	92 Lbs.
Sones Rating	6.5

* Ventilation is convertible to be either ducted outside, or recirculated inside requiring no ducting. (Recirculated option requires use of optional Duct-Free Kit.)

† For use on adequately wired 120V, dedicated circuit having 2-wire service with a separate ground wire. Appliance must be grounded for safe operation.

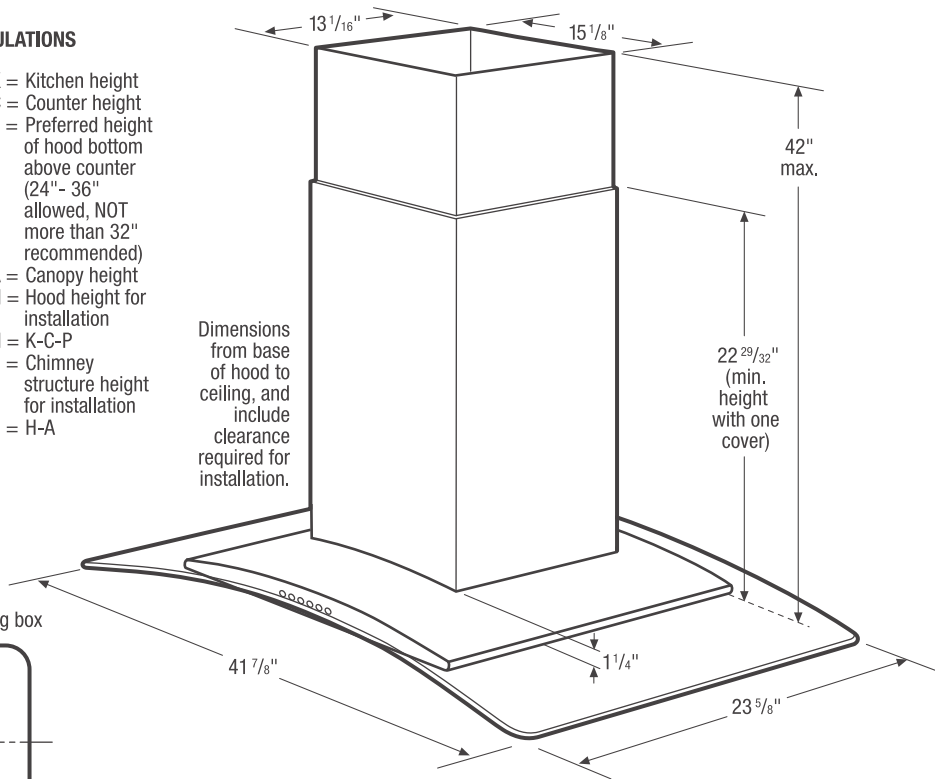
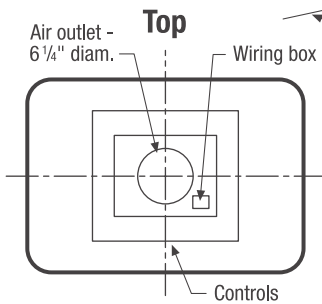
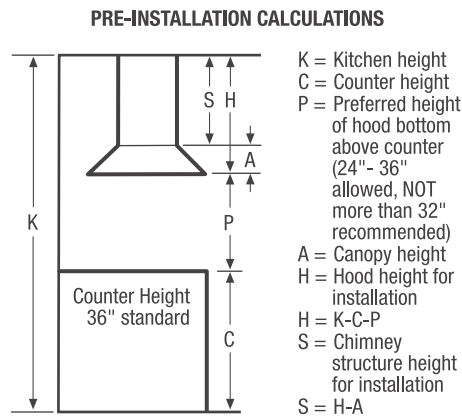
NOTE: Always consult local and national electric codes. Check local building codes for installation requirements, as they may vary per locale. Refer to Product Installation Guide for detailed installation instructions on the web at frigidaire.ca.

Specifications subject to change.

Available in:



Stainless
(S)



Glass Canopy Island Hood Specifications

- Product Shipping Weight (approx.) - 92 Lbs.
- Island/Peninsula Ceiling-Mount Installation
- Ventilation system is preset to exhaust air outside. If outside ducting is not possible, optional Duct-Free Recirculation Kit (PN# FHPRKT60LS) is available to convert ventilation to allow air to recirculate inside. (Refer to Ducted Option Specifications for outside ventilation.)
- Sones Rating - 6.5
- Voltage Rating - 120V/60 Hz/15 Amps
- Connected Load (kW Rating) @ 120 Volts = 0.52kW (For use on adequately wired 120V, dedicated circuit having 2-wire service with a separate ground wire. Appliance must be grounded for safe operation.)
- Amps @ 120 Volts = 4 Amps
- Always consult local and national electric codes. Check local building codes for installation requirements, as they may vary per locale.
- Minimum installation height allowed from bottom of hood to standard 36"-high electric or gas cooking surface is 24" - 36". (NOT more than 32" recommended.) For detailed instructions regarding install heights in 8', 9' and 10' ceiling applications, refer to installation guide on web.
- To prepare mounting surface, adequate structure and support must be provided, capable of supporting 150 lbs.

Ducted Option Specifications

- For outside ventilation.
- Exhaust Duct Required - 6" round
- For most efficient airflow exhaust, use a straight run or as few elbows as possible.

- Use metallic flex ducting only to connect rigid duct directly to transitions (if allowed by code).
- Thermal breaks such as short section of nonmetallic duct, should be used in areas of extreme cold.
- Cold weather installations should have additional backdraft damper installed.
- Refer to installation instructions on web for detailed exhaust duct preparation and converting vent blower system for recirculating inside.

Note: For planning purposes only. Refer to Product Installation Guide on the web at frigidaire.ca for detailed instructions.

Pre-Installation Calculations

- Select hood preference height (P) that is comfortable for user (24" - 36" minimum allowed, NOT more than 32" recommended).
- Calculate hood height (H) for installation (H = K-C-P).
- Confirm that (H) is within minimum to maximum range for hood. If not, adjust installation.
- Calculate chimney structure height (S). Use formulas, check dimensions of hood. Save calculation for use later in installation.

Note: For planning purposes only. Refer to Product Installation Guide on the web at frigidaire.ca for detailed instructions.

Optional Accessories

- Duct-Free Recirculation Kit - (PN# FHPRKT60LS).
- 10' Flue Extension Kit - (PN# FHP10X60LS).

Accessories information available on the web at frigidaire.ca

