



Frigidaire

Factory Parts Catalog

Product No.	GLEC30S9EBA	GLEC30S9EBB	GLEC30S9EQA	GLEC30S9EQB	GLEC30S9ESA	GLEC30S9ESB
	3805622365061	3805622365062	3805624365041	3805624365042	3805623365011	3805623365012
Series	30" elec	30" elec	30" elec	30" elec	30" elec	30" elec
Color	black	black	bisque	bisque	white	white
Market	North America	North America	North America	North America	North America	North America
Wiring Diagram	318046814	318046814	318046814	318046814	318046814	318046814
Owner's Guide	318200626	318200626	318200626	318200626	318200626	318200626
Installation Instructions	318201427	318201427	318201427	318201427	318201427	318201427



Electrolux Major Appliances
 North & Latin America
 P.O. BOX 212378
 AUGUSTA, GA 30917

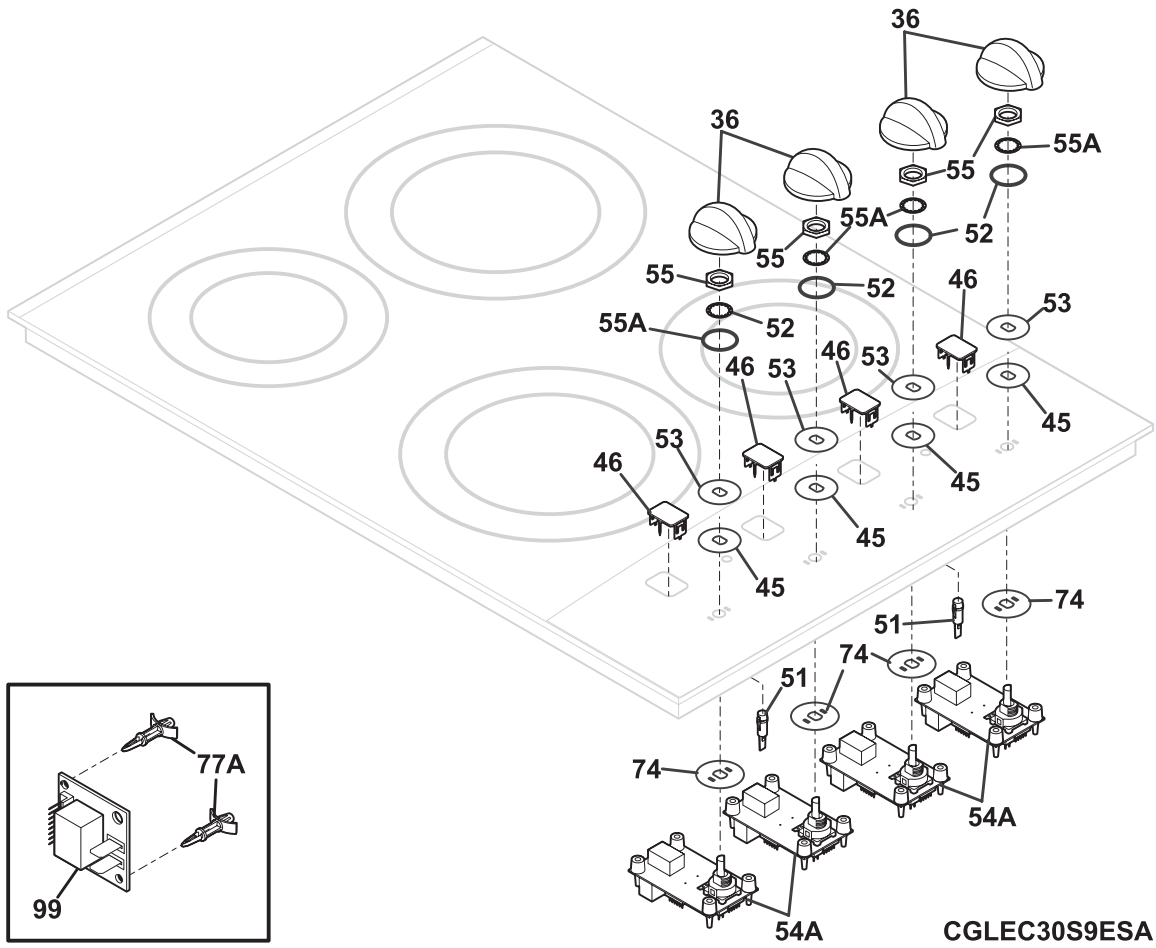
Publication No.
5995457859
 06/01/09
 (EN/SERVICE/ECL)
 377

**ELECTRIC COOK-TOP
 RANGE**

Model No.
GLEC30S9E

Copyright © 2006 Electrolux Home Products, Inc.
 All rights reserved.

CONTROL PANEL

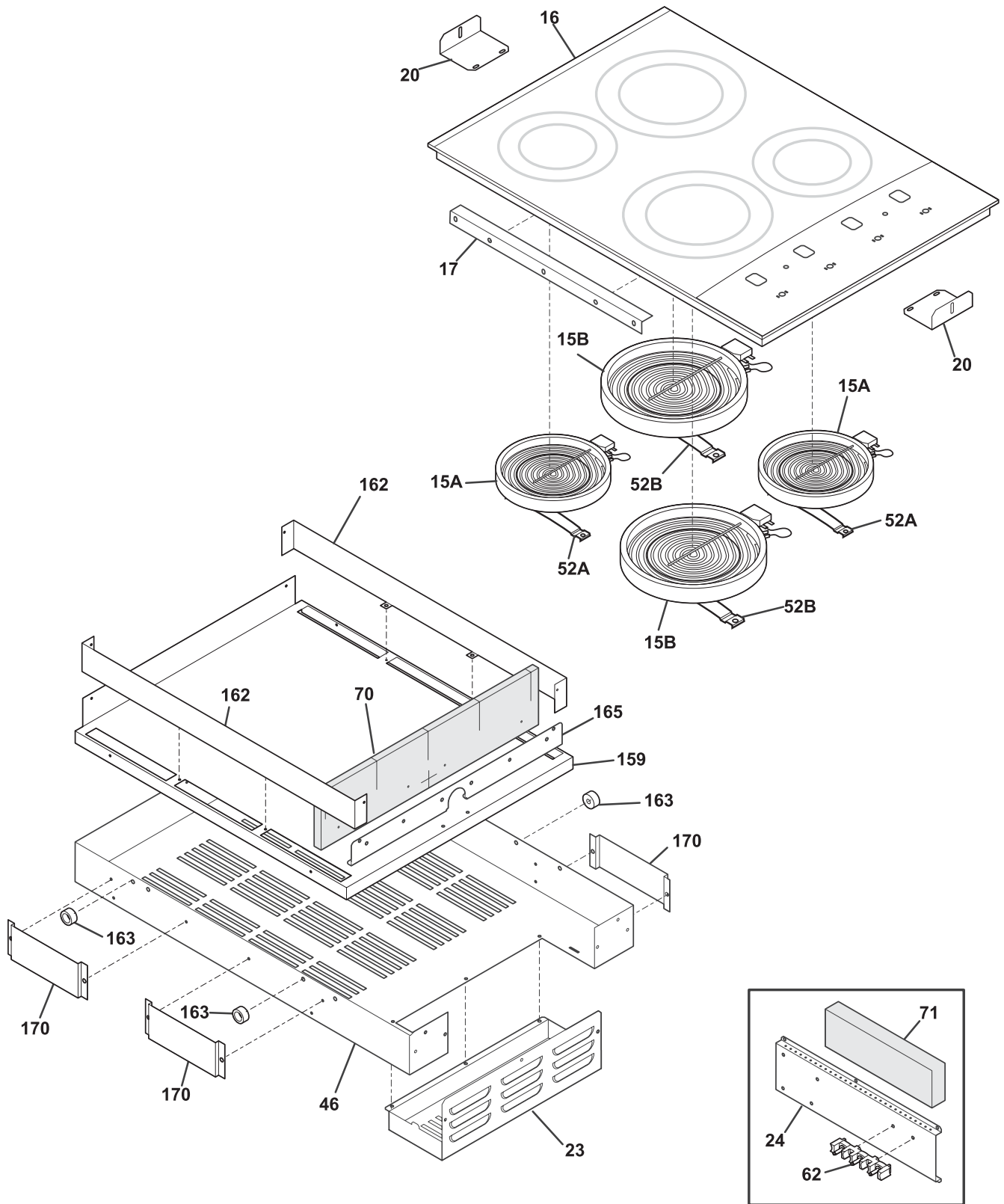


CONTROL PANEL

Model Index: A GLEC30S9E (GLEC30S9EBA)
 B GLEC30S9E (GLEC30S9EBB)
 C GLEC30S9E (GLEC30S9EQA)
 D GLEC30S9E (GLEC30S9EQB)
 E GLEC30S9E (GLEC30S9ESA)
 F GLEC30S9E (GLEC30S9ESB)

POS. NO	PART NO.		DESCRIPTION
36	318197632	A B - - - -	Knob, control, black
36	318197631	- - C D - -	Knob, control, bisque
36	318197630	- - - - E F	Knob, control, white
45	318146012	A B C D E F	Bushing, switch
46	318319001	A B C D E F	Lens, indicator light, green
51 #	318337201	A B C D E F	Light, indicator, red, (2)
52	318337100	A B C D E F	Gasket, o'ring
53	318086003	A B C D E F	Flat washer, stainless
54A#	316443401	A B C D E F	Control, electronic, dual element, (4), w/potentiometer
55	316247700	A B C D E F	Nut, hex control mtg
55A	316247800	A B C D E F	Washer, lock, control mtg
74	318146011	A B C D E F	Bushing, switch
77A	316114100	A B C D E F	Spacer, (2)
99	316435702	A B C D E F	Board, power supply
*	318083039	A B C D E F	Harness, wiring, to transformer, interface
*	318083041	A B C D E F	Harness, wiring, to controls
*	5303308449	A B C D E F	Fastener, wire tie

MAIN TOP/SURFACE UNITS



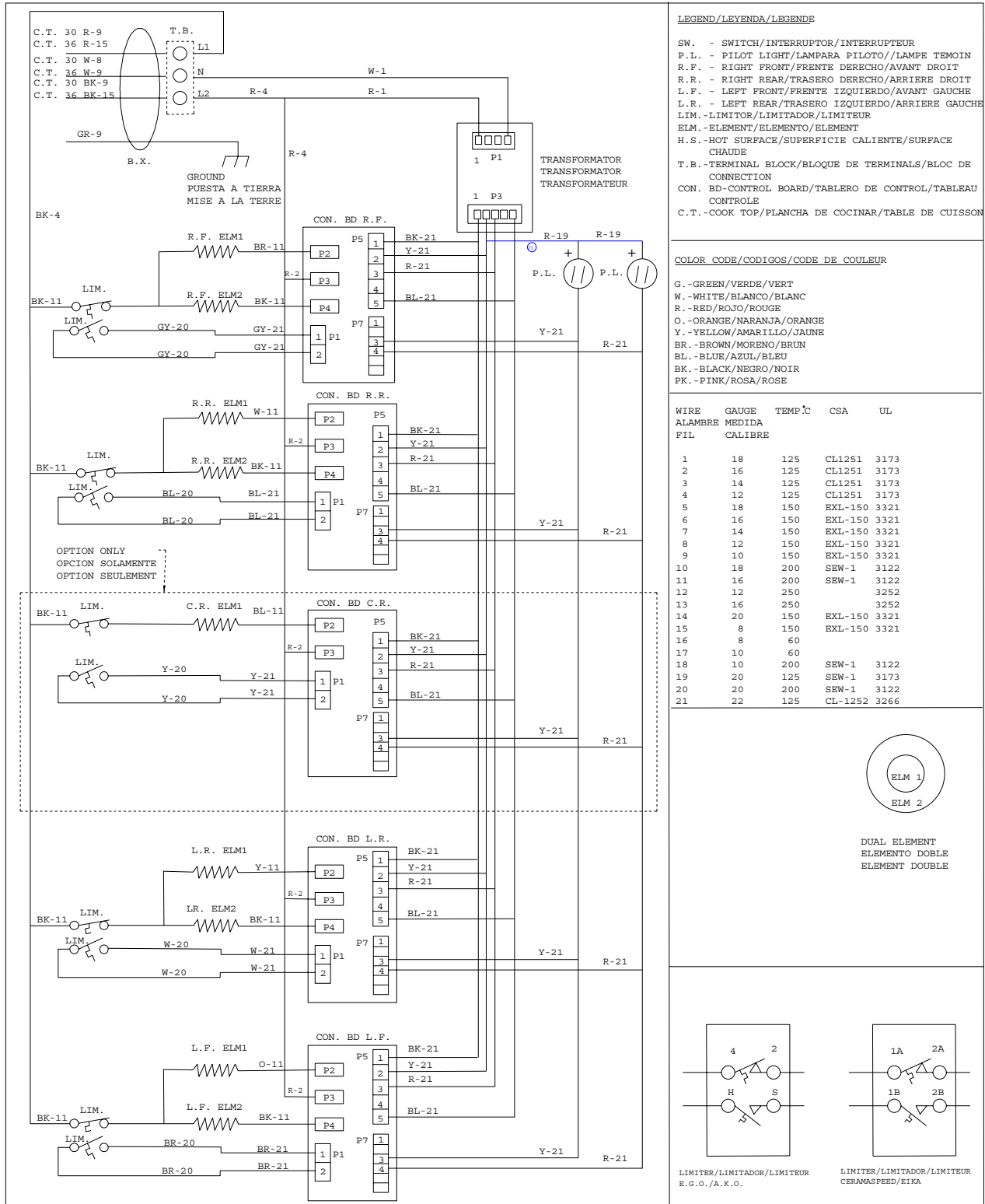
MGLEC30S9ESA

MAIN TOP/SURFACE UNITS

Model Index: A GLEC30S9E (GLEC30S9EBA)
 B GLEC30S9E (GLEC30S9EBB)
 C GLEC30S9E (GLEC30S9EQA)
 D GLEC30S9E (GLEC30S9EQB)
 E GLEC30S9E (GLEC30S9ESA)
 F GLEC30S9E (GLEC30S9ESB)

POS. NO	PART NO.		DESCRIPTION
15A#	316419901	A - C - E -	Element, surface, dual, 750W/1800W, (2)
15A#	318198930	- B - D - F	Element, surface, dual, 750/1800W, (2)
15B#	318198925	A B C D E F	Element, surface, 6/9, 1200/2500W, dual radiant
16	318323302	A B - - - -	Maintop Assembly, black, w/trim
16	318323301	- - C D - -	Maintop Assembly, bisque, w/trim
16	318323300	- - - - E F	Maintop Assembly, white, w/trim
17	318340401	A B C D E F	Bracket, holder
20	318121902	A B C D E F	Bracket, retainer
23	318194713	A B C D E F	Panel, service, black
24	318319202	A B C D E F	Deflector, service panel
46	318077253	A B C D E F	Burner Box
52A	318122010	A B C D E F	Spring, element mtg, 1000W/2500W
52B	318122008	A B C D E F	Spring, element mtg
62	316056000	A B C D E F	Terminal Block
70	318285091	A B C D E F	Insualtion
71	318285093	A B C D E F	Insualtion, 2 X 7 X 1/2
159	318125131	A B C D E F	Deflector
162	318161404	A B C D E F	Deflector
163	318014110	A B C D E F	Spacer, (6)
165	318161414	A B C D E F	Deflector
170	318124911	A B C D E F	Screen, thermal
* #	318078550	A B C D E F	Box & wires assy
*	318199433	A B C D E F	Harness, wiring, main
*	318052533	A B C D E F	Ground wire, w/terminal
*	318083030	A B C D E F	Harness, wiring, limiter
*	5303323140	A B C D E F	Screw, ground, 10-32 x 0.375
*	5303308449	A B C D E F	Fastener, wire tie
*	08016432	A B C D E F	Screw, truss head, 8-18 x 0.375
*	5303211311	A B C D E F	Screw, 8 x 0.500
*	5303307980	A B C D E F	Screw, 8-32 x 0.437, (4)

WIRING DIAGRAM



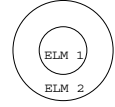
LEGEND/LEYENDA/LEGENDE

SW. - SWITCH/INTERRUPTOR/INTERRUPTEUR
 P.L. - PILOT LIGHT/LAMPARA PILOTO//LAMPE TEMOIN
 R.F. - RIGHT FRONT/FRENTE DERECHO/AVANT DROIT
 R.R. - RIGHT REAR/TRASERO DERECHO/ARRIERE DROIT
 L.F. - LEFT FRONT/FRENTE IZQUIERDO/AVANT GAUCHE
 L.R. - LEFT REAR/TRASERO IZQUIERDO/ARRIERE GAUCHE
 LIM. - LIMITOR/LIMITADOR/LIMITEUR
 ELM. - ELEMEN/TO/ELEMENTO/ELEMENT
 H.S. - HOT SURFACE/SUPERFICIE CALIENTE/SURFACE CHAUDE
 T.B. - TERMINAL BLOCK/BLOQUE DE TERMINALS/BLOC DE CONNECTION
 CON. BD - CONTROL BOARD/TABLERO DE CONTROL/TABLEAU CONTROLE
 C.T. - COOK TOP/PLANCHA DE COCINAR/TABLE DE CUISSON

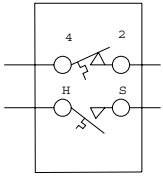
COLOR CODE/CODIGOS/CODE DE COULEUR

G. - GREEN/VERDE/VERT
 W. - WHITE/BLANCO/BLANC
 R. - RED/ROJO/ROUGE
 O. - ORANGE/NARANJA/ORANGE
 Y. - YELLOW/MARILLO/JAUNE
 BR. - BROWN/MORENO/BRUN
 BL. - BLUE/AZUL/BLEU
 BK. - BLACK/NEGRO/NOIR
 PK. - PINK/ROSA/ROSE

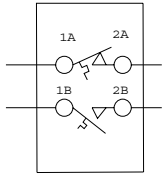
WIRE ALAMBRE FIL	GAUGE MEDIDA CALIBRE	TEMP °C	CSA	UL
1	18	125	CL1251	3173
2	16	125	CL1251	3173
3	14	125	CL1251	3173
4	12	125	CL1251	3173
5	18	150	EXL-150	3321
6	16	150	EXL-150	3321
7	14	150	EXL-150	3321
8	12	150	EXL-150	3321
9	10	150	EXL-150	3321
10	18	200	SEW-1	3122
11	16	200	SEW-1	3122
12	12	250		3252
13	16	250		3252
14	20	150	EXL-150	3321
15	8	150	EXL-150	3321
16	8	60		
17	10	60		
18	10	200	SEW-1	3122
19	20	125	SEW-1	3173
20	20	200	SEW-1	3122
21	22	125	CL-1252	3266



DUAL ELEMENT
ELEMENTO DOBLE
ELEMENT DOUBLE



LIMITER/LIMITADOR/LIMITEUR
E.G.O./A.K.O.



LIMITER/LIMITADOR/LIMITEUR
CERAMASPEED/EIFA

CAUTION: DISCONNECT POWER BEFORE SERVICING UNIT.
ATENCIÓN: CORTAR EL CORRIENTE ANTES DE REALIZAR EL MANTENIMIENTO DEL ELECTRODOMESTICO.
ATTENTION: COUPEZ L'ALIMENTATION AVANT D'EFFECTUER LA REPARATION.

318046814 REV:C