




GETTING *started*

WITH YOUR TOP FREEZER REFRIGERATOR

BEFORE YOU START



Set up your refrigerator

Remove tape and glue residue from surfaces before turning on the refrigerator. Choose a place near a grounded electrical outlet, allowing for clearances for ease of installation, proper circulation, and plumbing and electrical connections.



Before operating for the first time

After you remove all of the package materials, clean the inside of your refrigerator before using it. See **CARE AND CLEANING** in your Use & Care Manual.

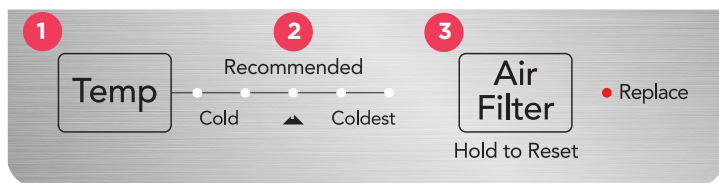
YOU'RE IN CONTROL



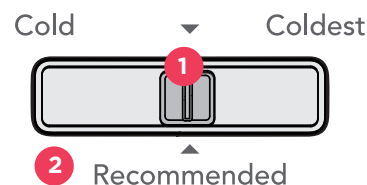
Your controls

It's easy! When first turning your appliance on, adjust the controls to **Recommended**. After 24 hours, adjust the control in small increments, allowing the temperature to stabilize.

Refrigerator Control



Freezer Control



1. For colder temperatures, press the **Temp** button on the refrigerator control and adjust the freezer control to the right to change the temperature setting toward **Coldest**. For warmer temperatures, press the **Temp** button on the refrigerator control and adjust the freezer control to the left to change the temperature setting toward **Cold**. Pressing the **Temp** button on the refrigerator control will scroll through the 5 temperature settings toward the coldest setting, and then loop back to the least coldest setting.
2. Both the refrigerator and freezer controls can be left at the factory preset (**Recommended**) or adjusted as desired.
3. The air filter status light will prompt you to replace the filter after 6 months. After replacing the air filter, press and hold **Air Filter** for 3 seconds to reset.

Adjusting the refrigerator control will change the temperature in both compartments. The freezer control can be left at the factory preset (***Recommended**) or adjusted as desired.

To maintain temperatures, a fan circulates air in the refrigerator and freezer compartments. For circulation, do not block the cold air vents with food items.

REMEMBER

- Your movable door bins can be personalized to fit your family favorites and most used items.
- Your full-width deli drawer offers you another storage option that is conveniently located so you have easy access to foods such as deli meat and cheeses.

QUICK CARE



A little love goes a long way

Keeping your refrigerator clean maintains its appearance and prevents odor build-up.



Be gentle

Clean with warm water and mild soap. For stainless steel models only, use **Frigidaire ReadyClean™ Stainless Steel Cleaner**.



Air Filter ready

- More powerful than baking soda, **Frigidaire PureAir Ultra® II Air Filter** absorbs undesirable smells keeping your fridge fresher for up to 6 months.
- Extend the life of fruit and vegetables with **Frigidaire PureFresh Fruit & Veggie Saver™** reducing food waste and saving money.



Ice Maker ready

Enjoy the largest ice bucket capacity available without sacrificing valuable freezer space thanks to our optional slim Ice Maker Kit 117000. To order, check out our authorized dealers on Frigidaire.com.



5304508691



PAULTRA2™



FRUFVS™

FAQs

Is it normal for my refrigerator to make noises?

To familiarize yourself with the sounds your new high-efficiency refrigerator may introduce, see the **NORMAL OPERATING SOUNDS** section of your Use & Care Manual.

Why does my refrigerator run most of the time? Is this normal?

Today's refrigerators are designed to be more energy efficient than previous models. This means they run longer cycles, or run continuously, to maintain an even temperature inside. Please note: starting a unit takes about 10 times as much energy as it does to keep it running.



For more information refer to **TROUBLESHOOTING** in the back of your Use & Care Manual.

LET'S MAKE IT OFFICIAL!

Take the first step to becoming a part of the Frigidaire family by registering your top freezer refrigerator and discovering more benefits.

Look for the PhotoregisterSM icon on your registration card.



WE ARE
here
FOR YOU



Have a question?



Want help?



Need service?

owner support

frigidaire.com/1 (800) 374-4432

frigidaire.ca/1 (800) 265-8352