

30" OVEN 400 SERIES








OVEN 400 SERIES



CODE ID

F4MSP30S1



-  True Convection
-  Self Clean Oven
-  Multi-level cooking
-  Cool Touch Door
-  Interior Lighting
-  Digital Controls
-  Soft Closing

SPECIFICATIONS

OVEN

- Knob and electronic controls
- Single fan true convection
- Self-cleaning oven with Multifunction baking
- Black Porcelain enamel interior
- Cool to the touch
- Extra-large baking cavity and viewing area
- 3 Halogen lights for flawless visibility
- Total capacity 123 lt
- Total capacity 4,34 cu. ft.
- 2 chrome racks
- Enameled Broiler Pan
- Soft Closing

OVEN FUNCTIONS

- Bake
- Broil
- Roast
- Convection
- True Convection
- Dehydrate
- Electronic cooking programmer
- Self-Clean
- Sabbath Mode

OPTIONAL ACCESSORIES

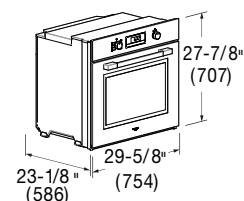
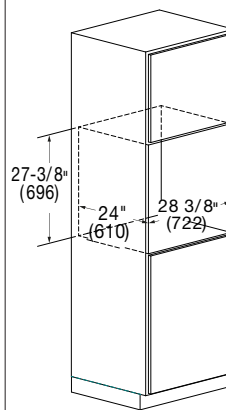
- FMTR630 30" Telescopic Rack



This product meets ADA (Americans with Disabilities Act) requirements. Please check with your local municipality's codes and stipulations for additional details to ensure compliance.

MATTEO

OVEN 400



CODE ID	30" OVEN 400 F4MSP30S1	
Series	400	
Finish	Stainless Steel	
CONTROL PANEL		
Control Type	Electronic	
Display: Clock - Temperature - Timer	White LED	
Language	English	
OVEN		
Type	True Convection	
Temperature Regulation	Electronic Control (min/max 120/485°F - 50/250°C)	
OVEN FUNCTIONS		
	Pyrolytic Self-Clean	Bake
	True Convection	Broil
	Convection Bake	Thaw (Defrost)
	Convection Broil	Oven Lights
	Convection Roast	
ELECTRIC OVEN FEATURES		
	Temperature Display °C/°F	
OVEN DOOR		
Oven Glass Window	Large See Through Glass	
Door Cooling System	4 Heat Resistant Glasses	
Door Hinges	Soft Closing	
OVEN CAVITY		
Total Capacity (lt)	123	
Total Capacity (cu. ft.)	4,34	
Cavity Enamel Color	Black	
Rack Positions	6	
Oven Lights	3x20W Halogen	
HEATING ELEMENTS (@240V)		
Broil Upper Heating Element	3100 W	
Upper Auxiliary Element	1032 W	
Lower Auxiliary Element	600 W	
Concealed Bake Lower Heating Element	1400 W	
Convection Element	2500 W	
OVEN ACCESSORIES		
Chrome Racks	2	
Enameled Broiler Pan (basin + anti splash)	1	
Telescopic Chrome Rack	Optional	
DIMENSIONS/WEIGHT		
Overall dim - Width	29 - 5/8"	(754 mm)
Overall dim - Height	27 - 7/8"	(707 mm)
Overall dim - Depth	23 1/8"	(586 mm)
Cut-out - Width	28 - 3/8"	(722 mm)
Cut-out - Height (min)	27 - 3/8"	(696 mm)
Cut-out - Depth (min)	24"	(610 mm)
Gross Weight	181 lbs	82 kg
POWER / RATINGS (208/240 V, 60 HZ)		
kW / Amps rating at 120-240V, 60Hz	3.70kW - 16.1A	
kW / Amps rating at 120-208V, 60Hz	3.49kW - 17.1A	
Power Cable	Conduit	
INSTRUCTIONS FOR USE		
Use & Care Manual / Installation Manual	EN,SP, FR	