

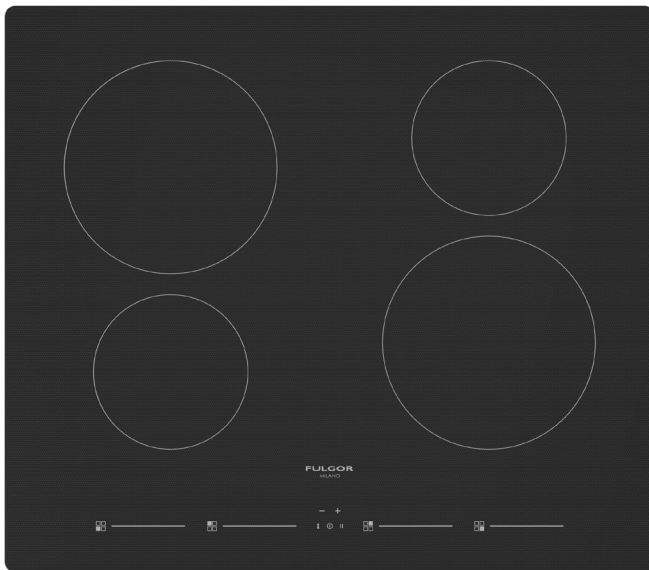
24" INDUCTION COOKTOP

400 SERIES



CODE ID

F4IT24B2



-  Easy Clean Ceramic Glass
-  Slide Touch Control
-  Pan Detection system
-  Residual Heat Sensor
-  Digital Minute Minder

INDUCTION COOKTOP

4 Induction cooking zones
Slide touch control for power setting
Elegant Ceramic glass surface
Premium induction technology
for unsurpassed performance
Melt Function
Residual heat and Power on Indicators
Digital Minute Minder

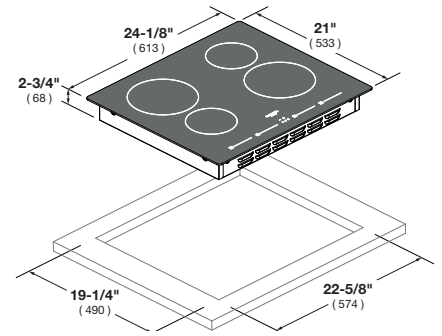

Pot Detection System
Child Lock Function
Independent timer for each zone
Pause function
Booster function for each cooking zone
Failure Codes Indication
Digital Display for Power Level
Automatic Heat-up Time



This product meets ADA (Americans with Disabilities Act) requirements. Please check with your local municipality's codes and stipulations for additional details to ensure compliance.

DISTINTO

24" INDUCTION COOKTOP



24" BUILT-IN INDUCTION COOKTOP F4IT24B2	
CODE ID	
Size	24"
Colour	Black
Heating Technology	EGO Induction B4 (UL certified)
Glass Type	Glass Ceramic
Control type	Touch
CONTROL FEATURES	
Pot Detection System	Standard
Child lock function	•
Cooling fan system	•
Failure Codes indication	•
Slide touch control for power setting	•
Power levels	1 to 9
Digital display for power level indication (7 segments)	•
Led bar for power level indication	•
Melting Func. 113°F / 45°C (inside the pot 108°F / 42°C) (MELT. led cap)	•
Booster/Fast boil function for each zone	•
Heat up time automatic function for each zone	•
Residual heat indication for each zone (HOT led caps)	•
Minute minder functions for each zone + one general (Led Indicator)	1+4
Key Lock (Led Indicator)	•
Pause/recall (Led Indicator)	•
General ON/OFF Key (Led Indicator)	•
Dedicated ON/OFF Key for each zone	•
Acoustic buzzer	•
ZONE 1	
	Front Right Zone
Size	7" 7/8 (200mm)
Power L9	2300W
Booster	3000W
ZONE 2	
	Front Left Zone
Size	5" 3/4 (145mm)
Power L9	1400W
Booster	1850W
ZONE 3	
	Rear Left Zone
Size	7" 7/8 (200mm)
Power L9	2300W
Booster	3000W
ZONE 4	
	Rear Right Zone
Size	5" 3/4 (145mm)
Power L9	1400W
Booster	1850W
DIMENSIONS/WEIGHT - (IN OR LBS)	
Overall dim - width	24" 1/8 (613mm)
Overall dim - depth	21" (533mm)
Overall dim - height (without Conduit)	2" 7/8 (73mm)
Cutout - width (min - max)	min. 22-5/8" (574 mm) - max 22 13/16" (580 mm)
Box - height	2" 3/4 (68mm) + conduit 1" 1/8 (30mm)
Cutout - depth (min - max)	min. 19-1/4" (490 mm) - max 19 9/16" (497 mm)
Approx ship weight	33lb (15Kg)
POWER / RATINGS (208/240 V, 60 HZ)	
KW/Amps rating at 240V, 60Hz	7.20kW - 30Amps
KW/Amps rating at 208V, 60Hz	6.30kW - 30Amps
Cable + Conduit	•
INSTRUCTIONS FOR USE	
Use & Care Manual	EN, SP, FR
Installation Manual	EN, SP, FR