


# 24" INDUCTION COOKTOP

400 SERIES



CODE ID

**F4IT24S2**



-  Easy Clean Ceramic Glass
-  Slide Touch Control
-  Pan Detection system
-  Residual Heat Sensor
-  Digital Minute Minder

## INDUCTION COOKTOP

4 Induction cooking zones  
Slide touch control for power setting  
Elegant Ceramic glass surface  
Premium induction technology for unsurpassed performance  
Melt Function  
Residual heat and Power on Indicators  
Digital Minute Minder

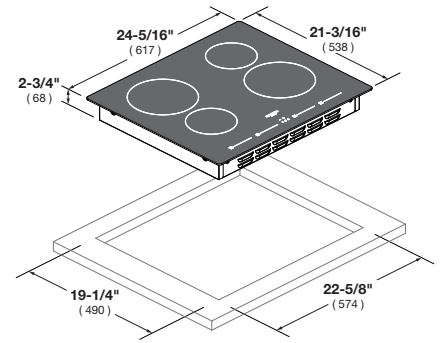

Pot Detection System  
Child Lock Function  
Independent timer for each zone  
Pause function  
Booster function for each cooking zone  
Failure Codes Indication  
Digital Display for Power Level  
Automatic Heat-up Time



This product meets ADA (Americans with Disabilities Act) requirements. Please check with your local municipality's codes and stipulations for additional details to ensure compliance.

# DISTINTO

## 24" INDUCTION COOKTOP



24" BUILT-IN INDUCTION COOKTOP F4IT24S2	
<b>CODE ID</b>	
Size	24"
Colour	Black
Heating Technology	EGO Induction B4 (UL certified)
Glass Type	Glass Ceramic + Aluminum Frame
Control type	Touch
<b>CONTROL FEATURES</b>	
Pot Detection System	Standard
Child lock function	•
Cooling fan system	•
Failure Codes indication	•
Slide touch control for power setting	•
Power levels	1 to 9
Digital display for power level indication (7 segments)	•
Led bar for power level indication	•
Melting Func. 113°F / 45°C (inside the pot 108°F / 42°C) (MELT. led cap)	•
Booster/Fast boil function for each zone	•
Heat up time automatic function for each zone	•
Residual heat indication for each zone (HOT led caps)	•
Minute minder functions for each zone + one general (Led Indicator)	1+4
Key Lock (Led Indicator)	•
Pause/recall (Led Indicator)	•
General ON/OFF Key (Led Indicator)	•
Dedicated ON/OFF Key for each zone	•
Acoustic buzzer	•
<b>ZONE 1</b>	<b>Front Right Zone</b>
Size	7" 7/8 (200mm)
Power L9	2300W
Booster	3000W
<b>ZONE 2</b>	<b>Front Left Zone</b>
Size	5" 3/4 (145mm)
Power L9	1400W
Booster	1850W
<b>ZONE 3</b>	<b>Rear Left Zone</b>
Size	7" 7/8 (200mm)
Power L9	2300W
Booster	3000W
<b>ZONE 4</b>	<b>Rear Right Zone</b>
Size	5" 3/4 (145mm)
Power L9	1400W
Booster	1850W
<b>DIMENSIONS/WEIGHT - (IN OR LBS)</b>	
Overall dim - width	24" 5/16 (617mm)
Overall dim - depth	21" 3/16 (538mm)
Overall dim - height (without Conduit)	2" 7/8 (73mm)
Cutout - width (min - max)	min. 22-5/8" (574 mm) - max 22 13/16" (580 mm)
Box - height	2" 3/4" (68mm) + conduit 1" 1/8 (30mm)
Cutout - depth (min - max)	min. 19-1/4" (490 mm) - max 19 9/16" (497 mm)
Approx ship weight	33lb (15Kg)
<b>POWER / RATINGS (208/240 V, 60 HZ)</b>	
KW/Amps rating at 240V, 60Hz	7.20kW - 30Amps
KW/Amps rating at 208V, 60Hz	6.30kW - 30Amps
Cable + Conduit	•
<b>INSTRUCTIONS FOR USE</b>	
Use & Care Manual	EN, SP, FR
Installation Manual	EN, SP, FR