


SOFIA 30" PRO COOKTOP



CODE ID

SOFIA 30" PRO GAS COOKTOP

F4PGK305S2



Metal Knob Control



1 Central Dual Crescendo Burner



4 Single Burners



Heavy Duty Grates



Continuous Grate Surface



Heavy Duty Control Panel



SPECIFICATIONS

- 3 Heavy duty continuous cast iron grates
- Heavy Gauge 304 Stainless Steel Burner Bowl
- 1 Solid Aluminum Dual Flame Burner with 20.000 BTU Max (NG)
- 2 Solid Aluminum Semirapid Burners with 8.000 BTU Max (NG)
- 2 Solid Aluminum Semirapid Burners with 6.300 BTU Max (NG)
- Heavy duty control panel
- Large cooking area
- Full pot stability
- Natural Gas (LP Convertible)

OPTIONAL ACCESSORIES

- FMWOK Wok ring
- FMSIM Simmer plate

NOTE:

Wok ring (FMWOK) to be used with centre burner only.

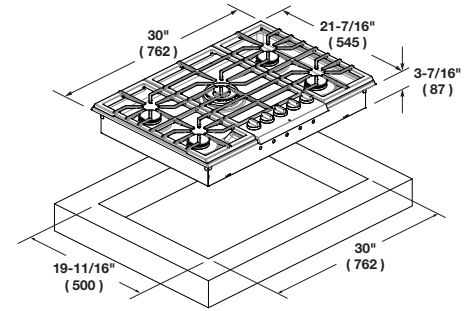



This product meets ADA (Americans with Disabilities Act) requirements.

Please check with your local municipality's codes and stipulations for additional details to ensure compliance.

SOFIA 30" PRO COOKTOP

SOFIA 30" PRO GAS COOKTOP



CODE ID		30" PROFESSIONAL PRO GAS COOK TOP F4PGK305S2	
Series	600		
Finish	Stainless Steel		
CONTROL PANEL			
Control Type	Knobs		
COOKTOP			
Type	GAS (NG or LP)		
Cooking Surface	Matte Black Enamel		
GAS COOKTOP FEATURES			
Electric Re-ignition system	•		
Flame-out sensing	•		
Dual Crown Aluminum Burner	•		
Simmer Plate	Optional		
Small Pot Insert (for single burners only)	Optional		
Wok Ring (for dual burner only)	Optional		
Heavy Duty Cast Iron Grates	3		
Cooking Zones	5		
Burners types	All Aluminum		
Power (Max/Min) (Front-L)	6300 (BTU/h) - 1848W / 1300 (BTU/h) - 382W		
Power (Max/Min) (Rear-L)	8000 (BTU/h) - 2345W / 1300 (BTU/h) - 382W		
Power (Max/Min) (Center)	Dual Flame / Simmer Burner		
Power (Max/Min) (Rear-R)	20000 (BTU/h) - 5880W / 750 (BTU/h) - 220W		
Power (Max/Min) (Front-R)	8000 (BTU/h) - 2345W / 1300 (BTU/h) - 382W		
Power (Max/Min) (Front-R)	6300 (BTU/h) - 1848W / 1300 (BTU/h) - 382W		
DIMENSIONS WEIGHTS			
Overall dim - Width	30"	762 mm	
Overall dim - Height	3-7/16"	87 mm	
Overall dim - Depth	21-7/16"	545 mm	
Cut-out - Width (min - max)	28-1/2", 28-11/16"	724 mm - 729 mm	
Cut-out - Height (min)	3-3/8"	87 mm	
Cut-out - Depth (min - max)	19-9/16", 19-3/4"	497 mm - 502 mm	
Gross weight Net weight	27.2 kg - 60.0 lb	20.0 kg - 44,0 lb	
POWER / RATINGS (120 V, 60 HZ)			
Amps	0.1A		
Max Power	48600 (BTU/h) - 14266W		
Power Cable Cable length	Nema 5-15P 53" (1350 mm)		
INSTRUCTIONS FOR USE			
Use & Care Manual / Installation Manual	English / French / Spanish		

Specification sheets are for planning purposes only. Always refer to installation instructions, always consult the countertop fabricator/ supplier prior to determining counter opening. Consult your HVAC engineer for your specific ventilation requirements. Always refer to installation instructions accompanying product or on available on www.fulgor-milano.com/us/en for your specific model number. Fulgor Milano retains the right to change product specifications or design without notice.