


SOFIA 30" PRO COOKTOP



CODE ID

SOFIA 30" PRO GAS COOKTOP - HALO VISION

F6PGK305S2



Knob control with back light system



1 Central Dual Crescendo Burner



4 Single Burners



Heavy Duty Grates



Continuous Grate Surface



Heavy Duty Control Panel



SPECIFICATIONS

- 3 Heavy duty continuous cast iron grates
- Heavy Gauge 304 Stainless Steel Burner Bowl
- 1 Solid Brass Dual Flame Burner with 20.000 BTU Max (NG)
- 2 Solid Brass Semirapid Burners with 8.000 BTU Max (NG)
- 2 Solid Brass Semirapid Burners with 6.300 BTU Max (NG)
- Backlit Control Knob indicates burner operation (White)
- Backlit Control Knob indicates residual heat (Red)
- Heavy duty control panel
- Large cooking area
- Full pot stability
- Natural Gas (LP Convertible)

OPTIONAL ACCESSORIES

- FMWOK Wok ring
- FMSIM Simmer plate

NOTE:

Wok ring (FMWOK) to be used with centre burner only.

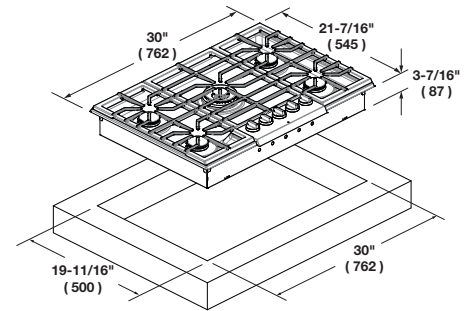



This product meets ADA (Americans with Disabilities Act) requirements.

Please check with your local municipality's codes and stipulations for additional details to ensure compliance.

SOFIA 30" PRO COOKTOP

SOFIA 30" PRO GAS COOKTOP - HALO VISION



| CODE ID | | 30" PROFESSIONAL PRO GAS COOK TOP F6PGK305S2 | |
|--|--|---|--|
| Series | 600 | | |
| Finish | Stainless Steel | | |
| CONTROL PANEL | | | |
| Control Type | Knobs control with back light system | | |
| COOKTOP | | | |
| Type | GAS (NG or LP) | | |
| Cooking Surface | Matte Black Enamel | | |
| GAS COOKTOP FEATURES | | | |
| Electric Re-ignition system | • | | |
| Flame-out sensing | • | | |
| Dual Crown Brass Burner | • | | |
| Simmer Plate | Optional | | |
| Small Pot Insert (for single burners only) | Optional | | |
| Wok Ring (for dual burner only) | Optional | | |
| Heavy Duty Cast Iron Grates | 3 | | |
| Cooking Zones | 5 | | |
| Burners types | All Brass | | |
| Power (Max/Min) (Front-L) | 6300 (BTU/h) - 1848W / 1300 (BTU/h) - 382W | | |
| Power (Max/Min) (Rear-L) | 8000 (BTU/h) - 2345W / 1300 (BTU/h) - 382W | | |
| Power (Max/Min) (Center) | Dual Flame / Simmer Burner | | |
| Power (Max/Min) (Rear-R) | 20000 (BTU/h) - 5880W / 750 (BTU/h) - 220W | | |
| Power (Max/Min) (Front-R) | 8000 (BTU/h) - 2345W / 1300 (BTU/h) - 382W | | |
| Power (Max/Min) (Front-R) | 6300 (BTU/h) - 1848W / 1300 (BTU/h) - 382W | | |
| DIMENSIONS WEIGHTS | | | |
| Overall dim - Width | 30" | 762 mm | |
| Overall dim - Height | 3-7/16" | 87 mm | |
| Overall dim - Depth | 21-7/16" | 545 mm | |
| Cut-out - Width (min - max) | 28-1/2", 28-11/16" | 724 mm - 729 mm | |
| Cut-out - Height (min) | 3-3/8" | 87 mm | |
| Cut-out - Depth (min - max) | 19-9/16", 19-3/4" | 497 mm - 502 mm | |
| Gross weight Net weight | 28.8 kg - 63.5 lb | 21.6 kg - 47,6 lb | |
| POWER / RATINGS (120 V, 60 HZ) | | | |
| Amps | 0.1A | | |
| Max Power | 48600 (BTU/h) - 14266W | | |
| Power Cable Cable length | Nema 5-15P | 53" (1350 mm) | |
| INSTRUCTIONS FOR USE | | | |
| Use & Care Manual / Installation Manual | English / French / Spanish | | |

Specification sheets are for planning purposes only. Always refer to installation instructions, always consult the countertop fabricator/ supplier prior to determining counter opening. Consult your HVAC engineer for your specific ventilation requirements. Always refer to installation instructions accompanying product or on available on www.fulgor-milano.com/us/en for your specific model number. Fulgor Milano retains the right to change product specifications or design without notice.